



Real GDP: 2022 Q1 -1.6%

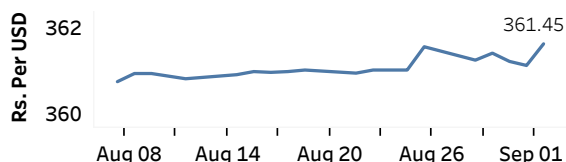
NCPI Y-o-Y Change: July 66.7%

CCPI Y-o-Y Change: August 64.3%

Exchange Rates

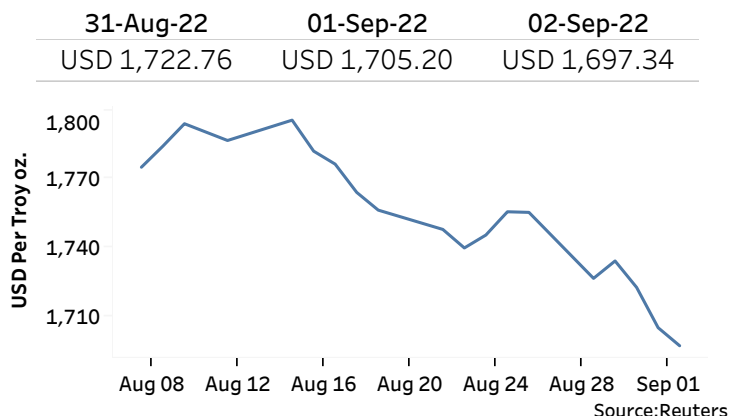
02-Sep-22	TT Buying	TT Selling
Rs. Per Unit		
USD	357.8334	369.0956
GBP	410.9629	427.7590
EUR	354.2793	369.4739
JPY	2.5395	2.6459

Middle Rate of the USD/LKR Spot Exchange Rate



Source: Central Bank of Sri Lanka

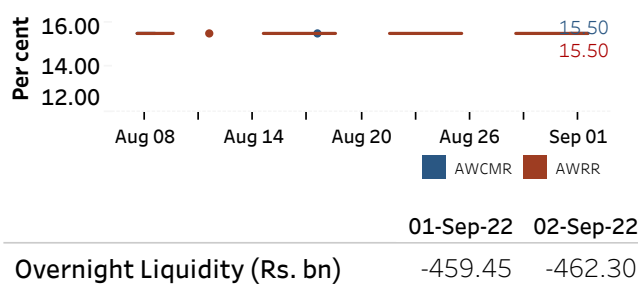
Gold Price



Money Market

Policy Rates: SDF Rate: 14.50% SLF Rate: 15.50% Bank Rate: 18.50% SRR: 4.00%

Overnight Money Market Rates



Yield Rates of T-Bills

	Primary Market 26-Aug-22	Secondary Market 01-Sep-22
91 Day	30.51	29.01
182 Day	29.51	29.15
364 Day	29.83	25.86

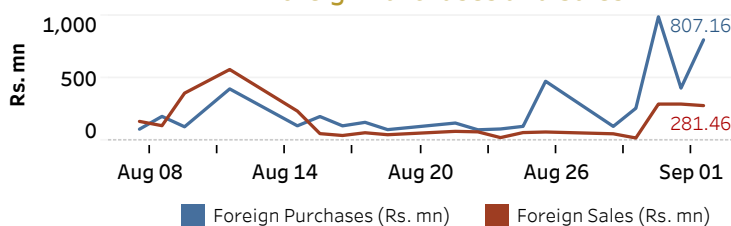
Source: Central Bank of Sri Lanka

Share Market

02-Sep-22	
ASPI	9,316.45
S&P SL20	3,009.61
Daily Turnover	
Rs. 4,208.70 mn	

Market Capitalisation	PE Ratio
Rs. 4,106.05 bn	5.6

Foreign Purchases and Sales

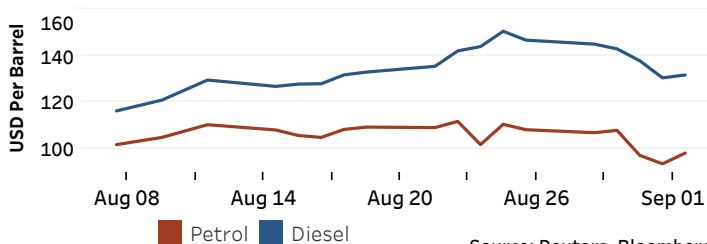


Source: Colombo Stock Exchange

Energy

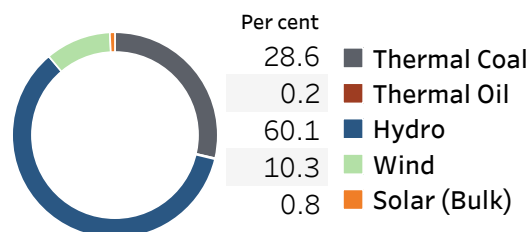
Petroleum Products (USD per Barrel)

Crude Oil			Refined (Singapore Platts)		
05-Sep-22 *	01-Sep-22		02-Sep-22		
Brent	WTI	OPEC	Petrol	Diesel	Kerosene
94.68	88.41	98.27	98.30	131.73	132.81



Electricity Generation

	01-Sep-22	02-Sep-22
Total Energy (GWh)	37.75	38.28
Peak Demand (MW)	2,067.00	2,157.10



Source: Ceylon Electricity Board