



Real GDP: 2022 Q1 -1.6%

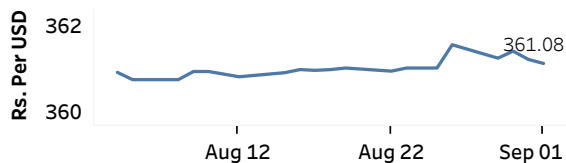
NCPI Y-o-Y Change: July 66.7%

CCPI Y-o-Y Change: August 64.3%

Exchange Rates

01-Sep-22	TT Buying	TT Selling
Rs. Per Unit		
USD	357.5138	368.8612
GBP	411.8094	428.7110
EUR	356.2314	371.5963
JPY	2.5515	2.6558

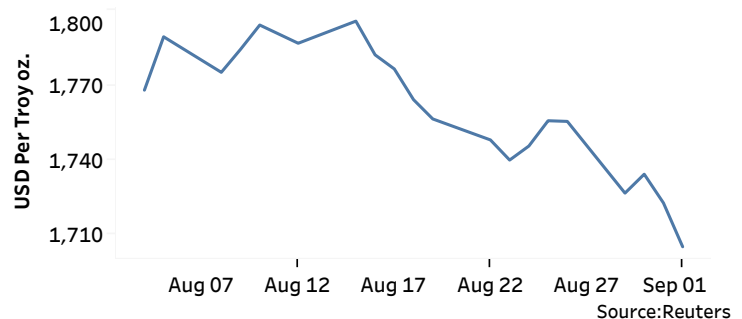
Middle Rate of the USD/LKR Spot Exchange Rate



Source: Central Bank of Sri Lanka

Gold Price

30-Aug-22	31-Aug-22	01-Sep-22
USD 1,734.29	USD 1,722.76	USD 1,705.20

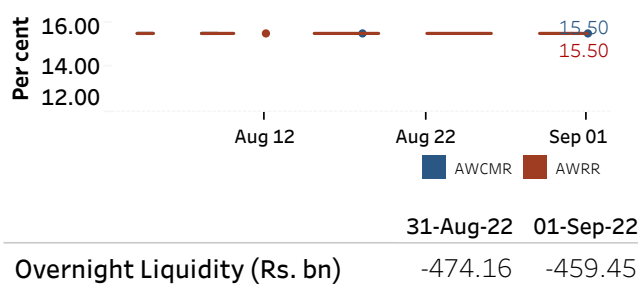


Source: Reuters

Money Market

Policy Rates: SDF Rate: 14.50% SLF Rate: 15.50% Bank Rate: 18.50% SRR: 4.00%

Overnight Money Market Rates



Yield Rates of T-Bills

	Primary Market 26-Aug-22	Secondary Market 31-Aug-22
91 Day	30.51	29.01
182 Day	29.51	29.15
364 Day	29.83	28.57

Source: Central Bank of Sri Lanka

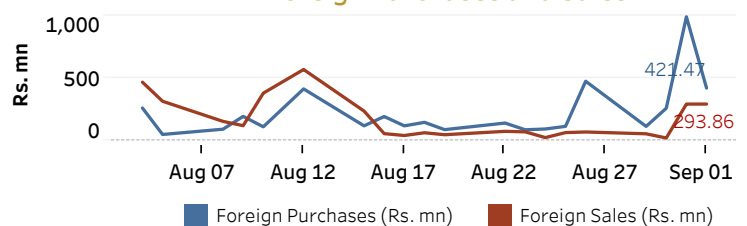
	31-Aug-22	01-Sep-22
Overnight Liquidity (Rs. bn)	-474.16	-459.45

Share Market

01-Sep-22	
ASPI	9,254.81 ▲
S&P SL20	3,005.32 ▲
Daily Turnover	
Rs. 4,087.82 mn	

Market Capitalisation	PE Ratio
Rs. 4,035.75 bn	5.6

Foreign Purchases and Sales

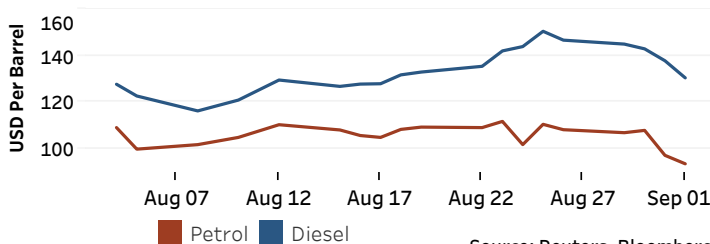


Source: Colombo Stock Exchange

Energy

Petroleum Products (USD per Barrel)

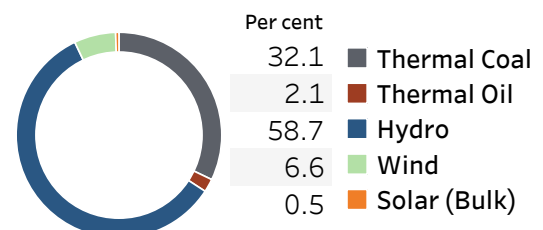
Crude Oil			Refined (Singapore Platts)		
02-Sep-22 *	31-Aug-22		01-Sep-22		
Brent	WTI	OPEC	Petrol	Diesel	Kerosene
93.42	87.69	101.04	93.70	130.48	132.00



Source: Reuters, Bloomberg

Electricity Generation

	31-Aug-22	01-Sep-22
Total Energy (GWh)	39.19	37.75
Peak Demand (MW)	1,855.40	2,067.00



Source: Ceylon Electricity Board