



Real GDP: 2022 Q1 -1.6%

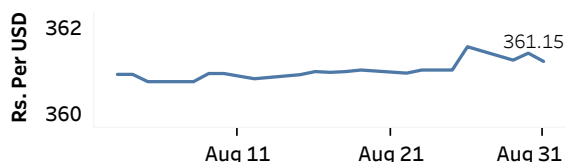
NCPI Y-o-Y Change: July 66.7%

CCPI Y-o-Y Change: August 64.3%

Exchange Rates

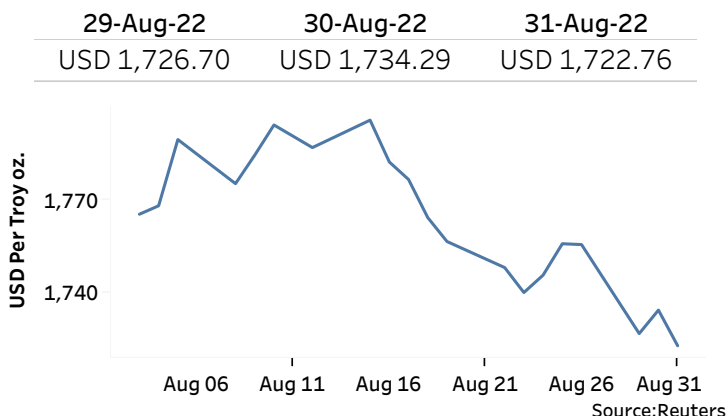
31-Aug-22	TT Buying	TT Selling
Rs. Per Unit		
USD	357.5571	368.9007
GBP	415.0125	432.0467
EUR	356.2636	371.6946
JPY	2.5668	2.6754

Middle Rate of the USD/LKR Spot Exchange Rate



Source: Central Bank of Sri Lanka

Gold Price

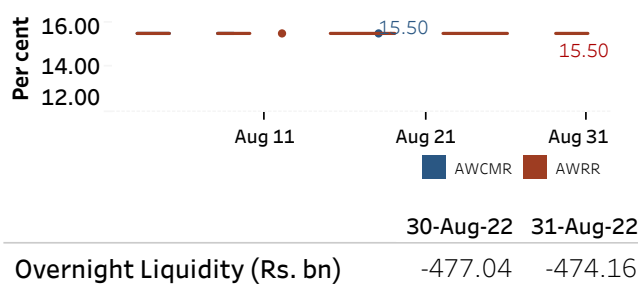


Source: Reuters

Money Market

Policy Rates: SDF Rate: 14.50% SLF Rate: 15.50% Bank Rate: 18.50% SRR: 4.00%

Overnight Money Market Rates



Yield Rates of T-Bills

	Primary Market 26-Aug-22	Secondary Market 30-Aug-22
91 Day	30.51	29.01
182 Day	29.51	29.15
364 Day	29.83	28.57

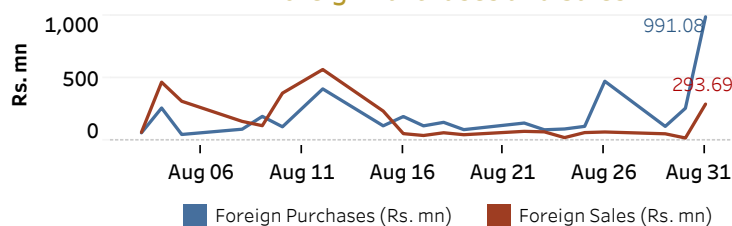
Source: Central Bank of Sri Lanka

Share Market

	31-Aug-22
ASPI	9,071.32
S&P SL20	2,928.97
Daily Turnover	Rs. 4,256.42 mn

Market Capitalisation	PE Ratio
Rs. 3,964.04 bn	5.5

Foreign Purchases and Sales

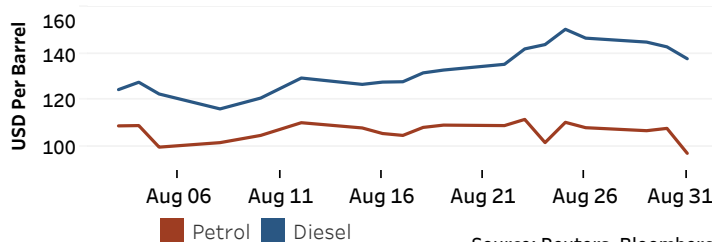


Source: Colombo Stock Exchange

Energy

Petroleum Products (USD per Barrel)

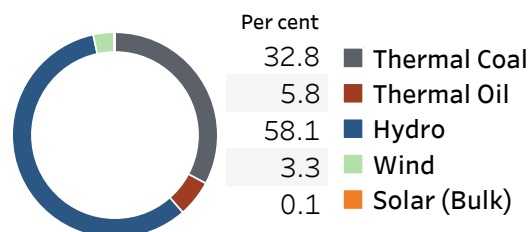
Crude Oil			Refined (Singapore Platts)		
01-Sep-22 *	30-Aug-22		31-Aug-22		
Brent	WTI	OPEC	Petrol	Diesel	Kerosene
96.49	89.45	106.41	97.33	137.81	139.14



Source: Reuters, Bloomberg

Electricity Generation

	30-Aug-22	31-Aug-22
Total Energy (GWh)	38.99	39.19
Peak Demand (MW)	1,766.50	1,855.40



Source: Ceylon Electricity Board