



Real GDP: 2022 Q1 -1.6%

NCPI Y-o-Y Change: July

66.7%

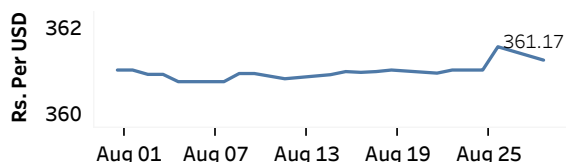
CCPI Y-o-Y Change: July

60.8%

Exchange Rates

29-Aug-22	TT Buying	TT Selling
Rs. Per Unit		
USD	357.8093	368.7830
GBP	415.0600	432.1243
EUR	352.8195	368.0815
JPY	2.5677	2.6760

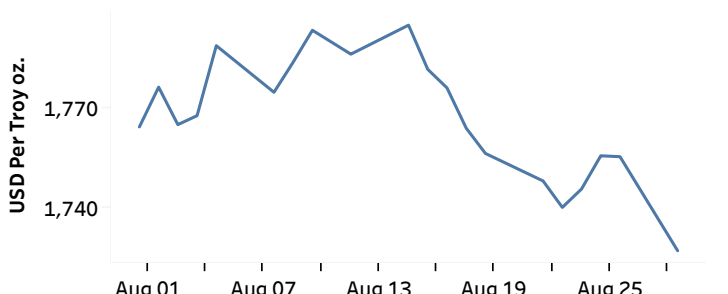
Middle Rate of the USD/LKR Spot Exchange Rate



Source: Central Bank of Sri Lanka

Gold Price

25-Aug-22	26-Aug-22	29-Aug-22
USD 1,755.72	USD 1,755.45	USD 1,726.70

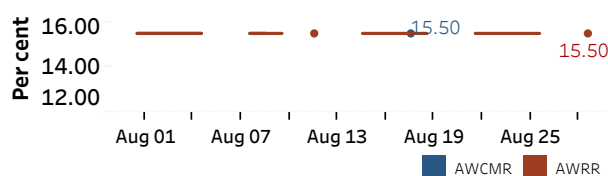


Source: Reuters

Money Market

Policy Rates: SDF Rate: 14.50% SLF Rate: 15.50% Bank Rate: 18.50% SRR: 4.00%

Overnight Money Market Rates



26-Aug-22 29-Aug-22

Overnight Liquidity (Rs. bn) -479.94 -476.92

Yield Rates of T-Bills

	Primary Market	Secondary Market
	26-Aug-22	26-Aug-22
91 Day	30.51	29.01
182 Day	29.51	29.15
364 Day	29.83	28.57

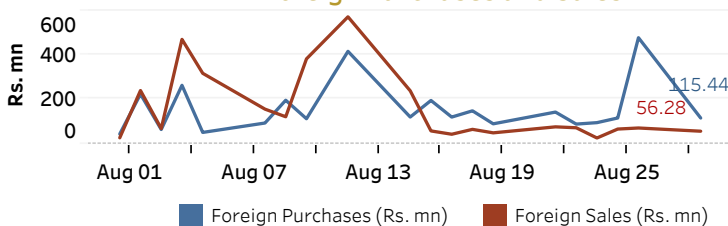
Source: Central Bank of Sri Lanka

Share Market

	29-Aug-22
ASPI	8,732.47
S&P SL20	2,830.67
Daily Turnover	Rs. 1,248.31 mn

Market Capitalisation Rs. 3,832.15 bn
PE Ratio 5.3

Foreign Purchases and Sales

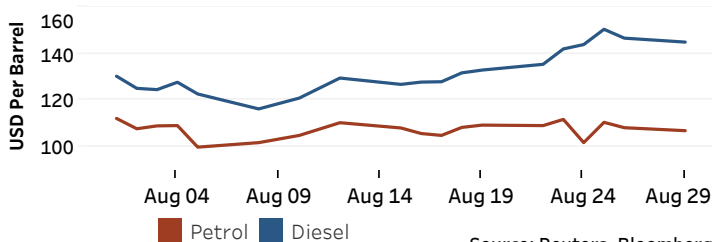


Source: Colombo Stock Exchange

Energy

Petroleum Products (USD per Barrel)

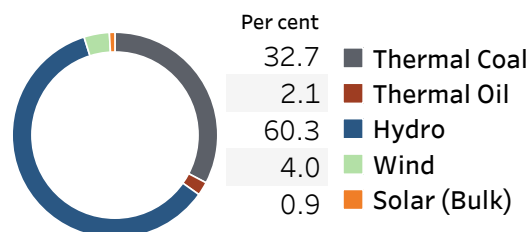
Crude Oil			Refined (Singapore Platts)		
30-Aug-22 *	25-Aug-22	29-Aug-22	29-Aug-22	29-Aug-22	29-Aug-22
Brent	WTI	OPEC	Petrol	Diesel	Kerosene
104.48	96.65	104.63	107.02	144.94	146.48



Source: Reuters, Bloomberg

Electricity Generation

	28-Aug-22	29-Aug-22
Total Energy (GWh)	32.90	37.78
Peak Demand (MW)	1,752.10	1,913.00



Source: Ceylon Electricity Board