



Real GDP: 2022 Q1 -1.6%

NCPI Y-o-Y Change: July

66.7%

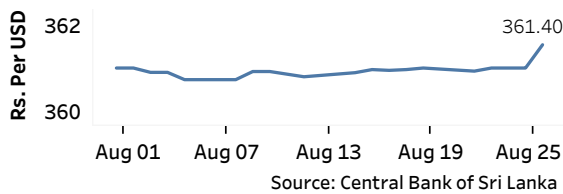
CCPI Y-o-Y Change: July

60.8%

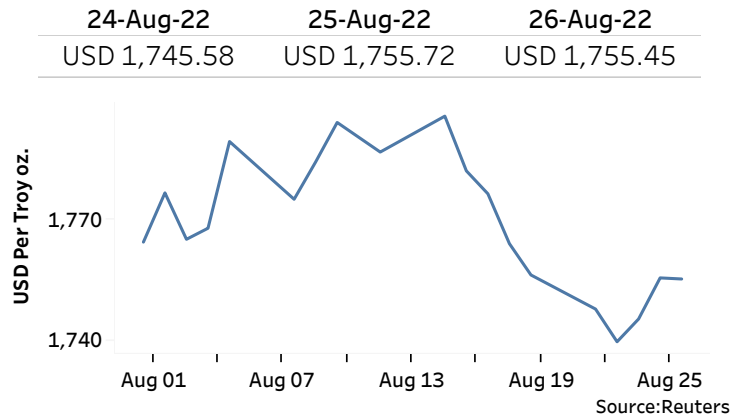
Exchange Rates

26-Aug-22	TT Buying	TT Selling
Rs. Per Unit		
USD	357.8045	369.0166
GBP	420.7401	437.9726
EUR	354.5216	369.8389
JPY	2.6051	2.7111

Middle Rate of the USD/LKR Spot Exchange Rate



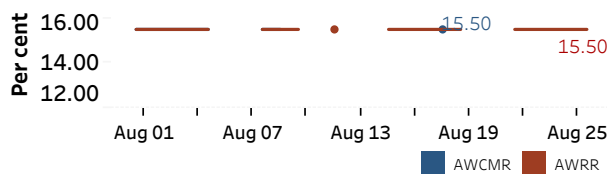
Gold Price



Money Market

Policy Rates: SDF Rate: 14.50% SLF Rate: 15.50% Bank Rate: 18.50% SRR: 4.00%

Overnight Money Market Rates



Yield Rates of T-Bills

	Primary Market 19-Aug-22	Secondary Market 25-Aug-22
91 Day	29.44	28.90
182 Day	28.96	27.49
364 Day	29.14	28.97

Source: Central Bank of Sri Lanka

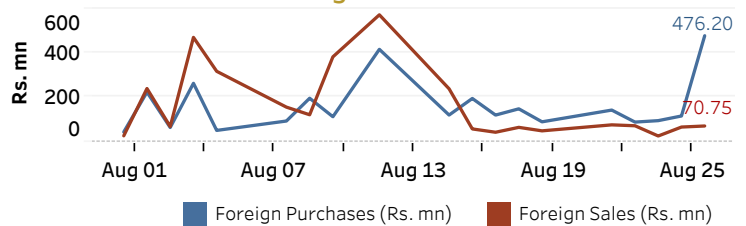
	25-Aug-22	26-Aug-22
Overnight Liquidity (Rs. bn)	-495.32	-479.94

Share Market

	26-Aug-22
ASPI	8,793.39
S&P SL20	2,863.75
Daily Turnover	Rs. 2,287.65 mn

Market Capitalisation	PE Ratio
Rs. 3,870.19 bn	5.4

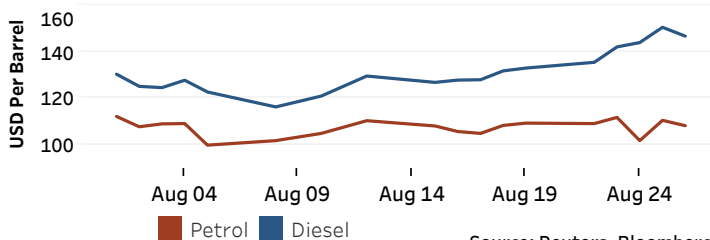
Foreign Purchases and Sales



Energy

Petroleum Products (USD per Barrel)

Crude Oil			Refined (Singapore Platts)		
29-Aug-22 *	25-Aug-22		26-Aug-22		
Brent	WTI	OPEC	Petrol	Diesel	Kerosene
101.49	93.72	104.63	108.30	146.63	147.28



Electricity Generation

	25-Aug-22	26-Aug-22
Total Energy (GWh)	39.73	39.28
Peak Demand (MW)	1,922.50	1,793.60

