



Real GDP: 2022 Q1 -1.6%

NCPI Y-o-Y Change: July

66.7%

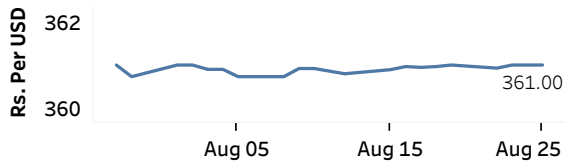
CCPI Y-o-Y Change: July

60.8%

Exchange Rates

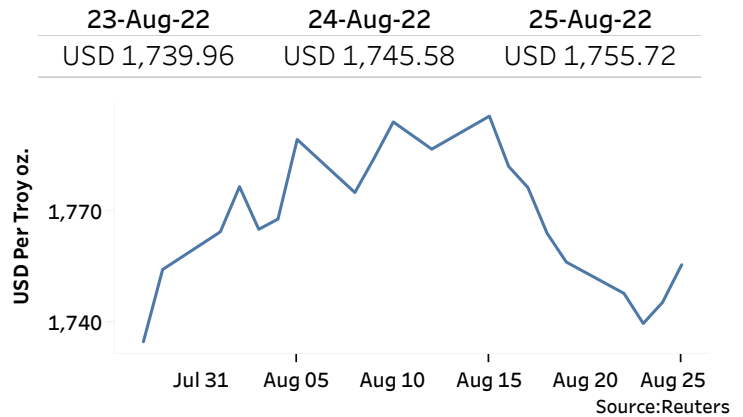
25-Aug-22	TT Buying	TT Selling
Rs. Per Unit		
USD	357.4017	368.7116
GBP	420.2417	437.4728
EUR	355.0278	370.1842
JPY	2.6026	2.7086

Middle Rate of the USD/LKR Spot Exchange Rate



Source: Central Bank of Sri Lanka

Gold Price



Source: Reuters

Money Market

Policy Rates: SDF Rate: 14.50% SLF Rate: 15.50% Bank Rate: 18.50% SRR: 4.00%

Overnight Money Market Rates



Yield Rates of T-Bills

	Primary Market 19-Aug-22	Secondary Market 24-Aug-22
91 Day	29.44	28.90
182 Day	28.96	27.66
364 Day	29.14	28.97

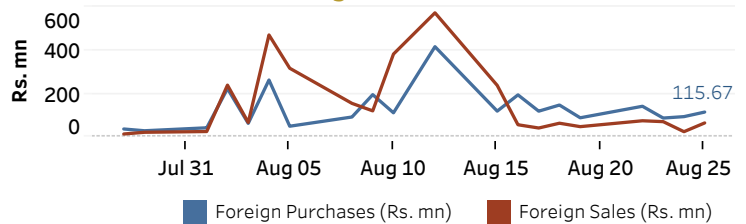
Source: Central Bank of Sri Lanka

	24-Aug-22	25-Aug-22
Overnight Liquidity (Rs. bn)	-490.58	-495.32

Share Market

	25-Aug-22
ASPI	8,828.08
S&P SL20	2,866.23
Daily Turnover	Rs. 2,104.69 mn

Foreign Purchases and Sales



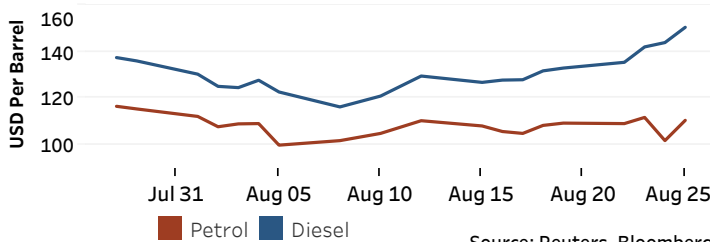
Source: Colombo Stock Exchange

Market Capitalisation	PE Ratio
Rs. 3,889.58 bn	5.3

Energy

Petroleum Products (USD per Barrel)

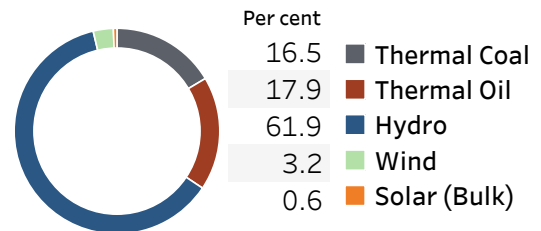
Crude Oil			Refined (Singapore Platts)		
26-Aug-22 *	24-Aug-22		25-Aug-22		
Brent	WTI	OPEC	Petrol	Diesel	Kerosene
100.34	93.44	104.05	110.60	150.42	149.97



Source: Reuters, Bloomberg

Electricity Generation

	24-Aug-22	25-Aug-22
Total Energy (GWh)	39.73	39.73
Peak Demand (MW)	1,894.10	1,922.50



Source: Ceylon Electricity Board