

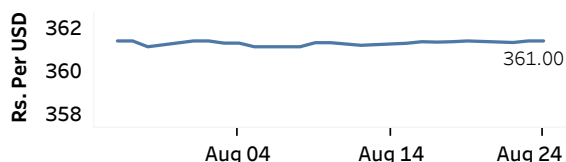


Real GDP: 2022 Q1 -1.6% NCPI Y-o-Y Change: July 66.7% CCPI Y-o-Y Change: July 60.8%

Exchange Rates

24-Aug-22	TT Buying	TT Selling
Rs. Per Unit		
USD	357.4017	368.7116
GBP	419.7935	437.0128
EUR	353.6692	368.7722
JPY	2.6009	2.7069

Middle Rate of the USD/LKR Spot Exchange Rate



Source: Central Bank of Sri Lanka

Gold Price



Source: Reuters

Money Market

Policy Rates: SDF Rate: 14.50% SLF Rate: 15.50% Bank Rate: 18.50% SRR: 4.00%

Overnight Money Market Rates



Yield Rates of T-Bills

	Primary Market 19-Aug-22	Secondary Market 23-Aug-22
91 Day	29.44	28.90
182 Day	28.96	27.66
364 Day	29.14	28.97

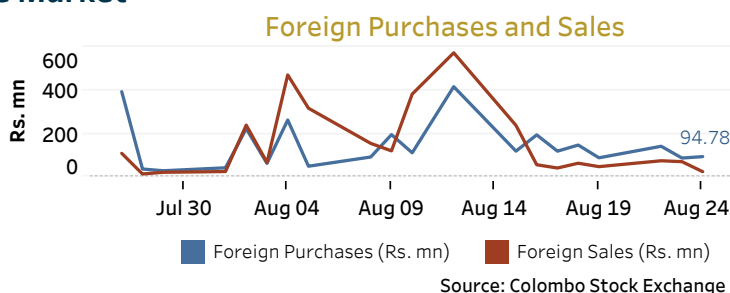
	23-Aug-22	24-Aug-22
Overnight Liquidity (Rs. bn)	-503.11	-490.58

Source: Central Bank of Sri Lanka

Share Market

	24-Aug-22
ASPI	9,011.24
S&P SL20	2,944.50
Daily Turnover	Rs. 2,549.37 mn

Market Capitalisation	PE Ratio
Rs. 3,968.78 bn	5.5

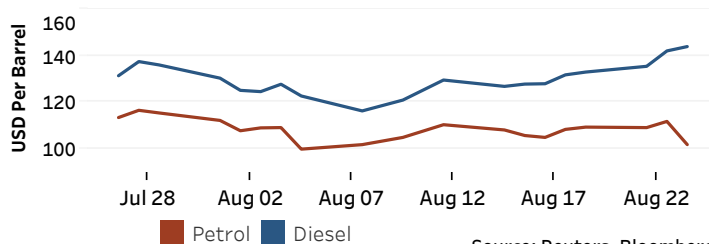


Source: Colombo Stock Exchange

Energy

Petroleum Products (USD per Barrel)

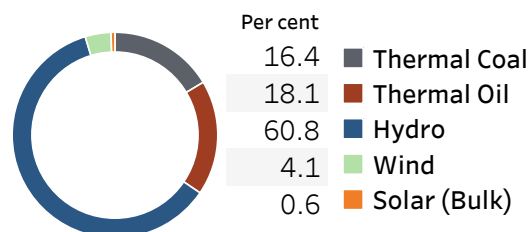
Crude Oil			Refined (Singapore Platts)		
25-Aug-22 *	23-Aug-22		24-Aug-22		
Brent	WTI	OPEC	Petrol	Diesel	Kerosene
101.92	95.56	101.93	101.92	143.88	143.81



Source: Reuters, Bloomberg

Electricity Generation

	23-Aug-22	24-Aug-22
Total Energy (GWh)	39.34	39.73
Peak Demand (MW)	1,875.40	1,894.10



Source: Ceylon Electricity Board