

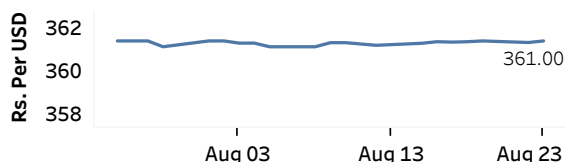


Real GDP: 2022 Q1 -1.6% NCPI Y-o-Y Change: July 66.7% CCPI Y-o-Y Change: July 60.8%

Exchange Rates

23-Aug-22	TT Buying	TT Selling
Rs. Per Unit		
USD	357.4017	368.7116
GBP	418.5532	435.7155
EUR	353.4529	368.5693
JPY	2.5937	2.6993

Middle Rate of the USD/LKR Spot Exchange Rate



Source: Central Bank of Sri Lanka

Gold Price

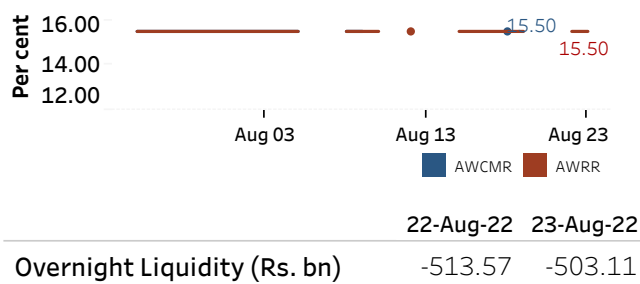


Source: Reuters

Money Market

Policy Rates: SDF Rate: 14.50% SLF Rate: 15.50% Bank Rate: 18.50% SRR: 4.00%

Overnight Money Market Rates



Yield Rates of T-Bills

	Primary Market	Secondary Market
	19-Aug-22	22-Aug-22
91 Day	29.44	28.90
182 Day	28.96	27.66
364 Day	29.14	29.15

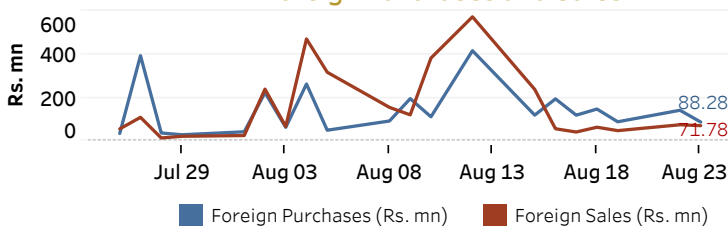
Source: Central Bank of Sri Lanka

Overnight Liquidity (Rs. bn)	22-Aug-22	23-Aug-22
	-513.57	-503.11

Share Market

	23-Aug-22
ASPI	9,071.53
S&P SL20	2,989.78
Daily Turnover	Rs. 4,933.80 mn

Foreign Purchases and Sales



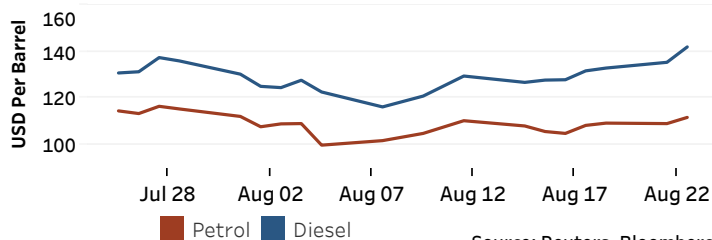
Source: Colombo Stock Exchange

Market Capitalisation	PE Ratio
Rs. 4,014.44 bn	5.5

Energy

Petroleum Products (USD per Barrel)

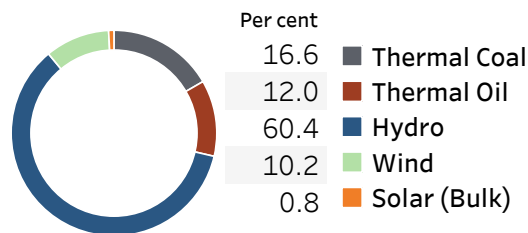
Crude Oil			Refined (Singapore Platts)		
24-Aug-22 *	22-Aug-22		23-Aug-22		
Brent	WTI	OPEC	Petrol	Diesel	Kerosene
100.07	93.72	98.72	111.85	142.02	141.69



Source: Reuters, Bloomberg

Electricity Generation

	22-Aug-22	23-Aug-22
Total Energy (GWh)	38.96	39.34
Peak Demand (MW)	1,803.80	1,875.40



Source: Ceylon Electricity Board