



Real GDP: 2022 Q1 -1.6%

NCPI Y-o-Y Change: July

66.7%

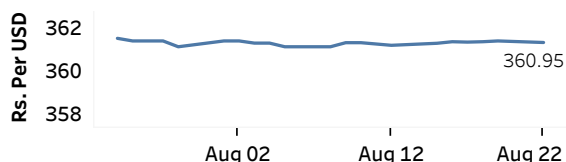
CCPI Y-o-Y Change: July

60.8%

Exchange Rates

22-Aug-22	TT Buying	TT Selling
Rs. Per Unit		
USD	357.3779	368.6905
GBP	420.5399	437.7755
EUR	356.8288	372.0464
JPY	2.5888	2.6981

Middle Rate of the USD/LKR Spot Exchange Rate



Source: Central Bank of Sri Lanka

Gold Price

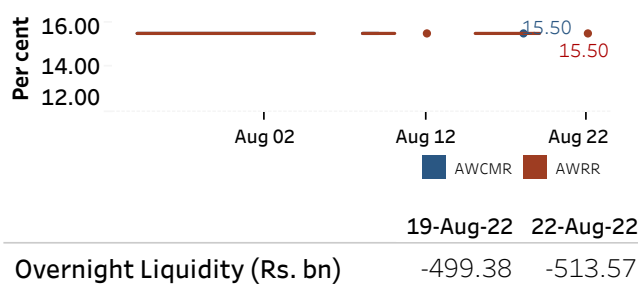


Source: Reuters

Money Market

Policy Rates: SDF Rate: 14.50% SLF Rate: 15.50% Bank Rate: 18.50% SRR: 4.00%

Overnight Money Market Rates



Yield Rates of T-Bills

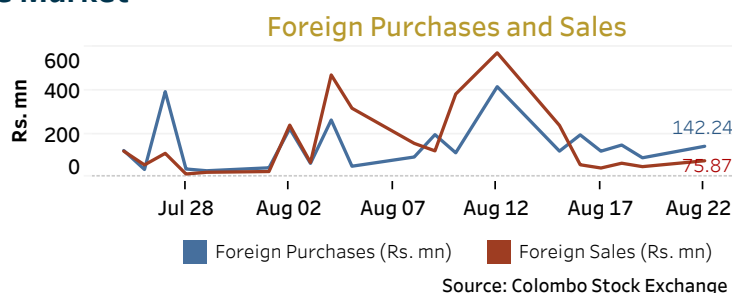
	Primary Market	Secondary Market
	19-Aug-22	19-Aug-22
91 Day	29.44	28.90
182 Day	28.96	27.66
364 Day	29.14	29.04

Source: Central Bank of Sri Lanka

Share Market

22-Aug-22		
ASPI	▲	9,087.59
S&P SL20	▲	3,007.70
Daily Turnover		
Rs. 3,137.27 mn		

Market Capitalisation	PE Ratio
Rs. 4,045.89 bn	5.6

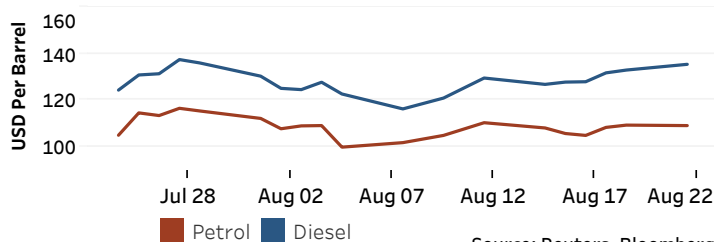


Source: Colombo Stock Exchange

Energy

Petroleum Products (USD per Barrel)

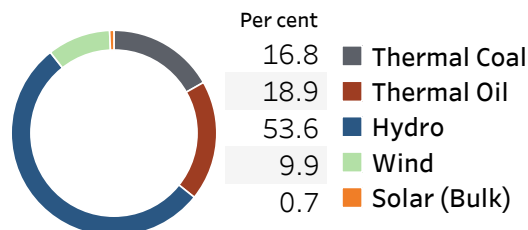
Crude Oil			Refined (Singapore Platts)		
23-Aug-22 *		19-Aug-22	22-Aug-22		
Brent	WTI	OPEC	Petrol	Diesel	Kerosene
97.31	90.23	99.66	109.20	135.43	135.55



Source: Reuters, Bloomberg

Electricity Generation

	21-Aug-22	22-Aug-22
Total Energy (GWh)	34.83	38.96
Peak Demand (MW)	1,800.00	1,803.80



Source: Ceylon Electricity Board