



Real GDP: 2022 Q1 -1.6%

NCPI Y-o-Y Change: June 58.9%

58.9%

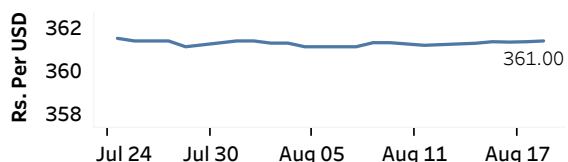
CCPI Y-o-Y Change: July 60.8%

60.8%

Exchange Rates

19-Aug-22	TT Buying	TT Selling
Rs. Per Unit		
USD	357.4100	368.7200
GBP	423.8768	441.2085
EUR	358.4298	373.6891
JPY	2.6136	2.7200

Middle Rate of the USD/LKR Spot Exchange Rate



Source: Central Bank of Sri Lanka

Gold Price

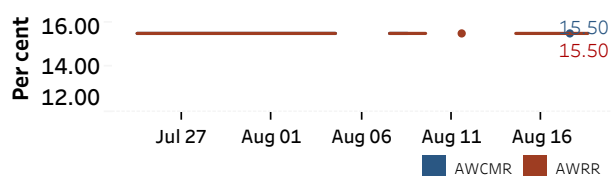


Source: Reuters

Money Market

Policy Rates: SDF Rate: 14.50% SLF Rate: 15.50% Bank Rate: 18.50% SRR: 4.00%

Overnight Money Market Rates



Yield Rates of T-Bills

	Primary Market	Secondary Market
	12-Aug-22	18-Aug-22
91 Day	28.43	21.32
182 Day	28.97	28.51
364 Day	29.15	28.91

Source: Central Bank of Sri Lanka

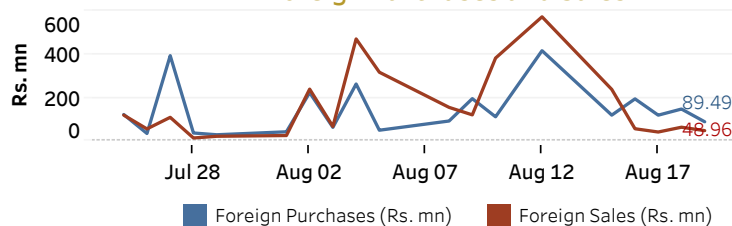
	18-Aug-22	19-Aug-22
Overnight Liquidity (Rs. bn)	-456.21	-499.38

Share Market

19-Aug-22		
ASPI	▲	8,975.75
S&P SL20	▲	2,963.95
Daily Turnover		
Rs. 3,157.39 mn		

Market Capitalisation	PE Ratio
Rs. 4,015.90 bn	5.5

Foreign Purchases and Sales

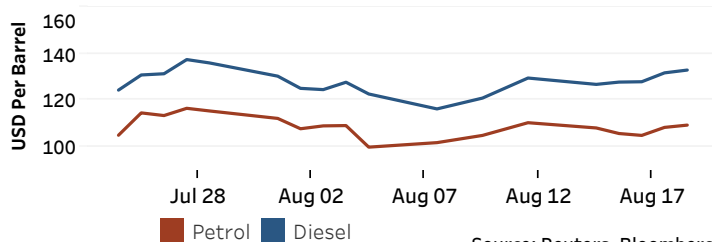


Source: Colombo Stock Exchange

Energy

Petroleum Products (USD per Barrel)

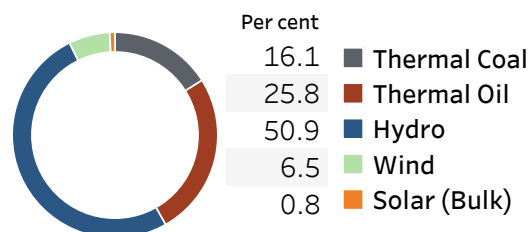
Crude Oil			Refined (Singapore Platts)		
22-Aug-22 *	18-Aug-22		19-Aug-22		
Brent	WTI	OPEC	Petrol	Diesel	Kerosene
95.42	89.78	98.22	109.41	132.97	133.29



Source: Reuters, Bloomberg

Electricity Generation

	18-Aug-22	19-Aug-22
Total Energy (GWh)	41.12	40.78
Peak Demand (MW)	1,905.70	1,897.80



Source: Ceylon Electricity Board