



Real GDP: 2022 Q1 -1.6%

NCPI Y-o-Y Change: June

58.9%

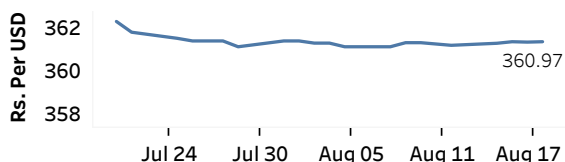
CCPI Y-o-Y Change: July

60.8%

## Exchange Rates

18-Aug-22	TT Buying	TT Selling
Rs. Per Unit		
USD	357.3367	368.7038
GBP	428.4183	445.9100
EUR	361.8953	377.2130
JPY	2.6389	2.7465

### Middle Rate of the USD/LKR Spot Exchange Rate



Source: Central Bank of Sri Lanka

## Gold Price

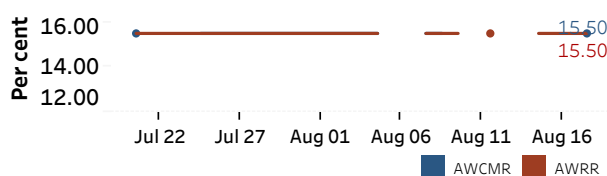


Source: Reuters

## Money Market

Policy Rates: SDF Rate: 14.50% SLF Rate: 15.50% Bank Rate: 18.50% SRR: 4.00%

### Overnight Money Market Rates



17-Aug-22 18-Aug-22

Overnight Liquidity (Rs. bn) -457.90 -456.21

### Yield Rates of T-Bills

	Primary Market 12-Aug-22	Secondary Market 17-Aug-22
91 Day	28.43	21.32
182 Day	28.97	28.51
364 Day	29.15	29.01

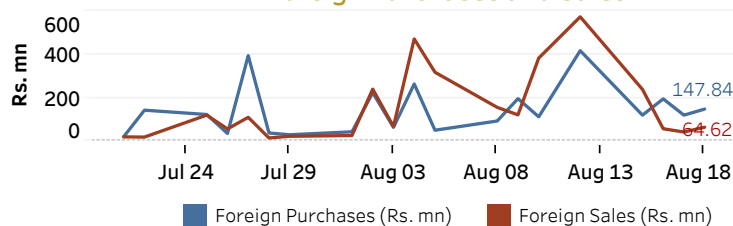
Source: Central Bank of Sri Lanka

## Share Market

18-Aug-22		
ASPI	▲	8,910.57
S&P SL20	▲	2,962.33
Daily Turnover		
Rs. 2,721.32 mn		

Market Capitalisation	PE Ratio
Rs. 3,966.70 bn	5.5

### Foreign Purchases and Sales

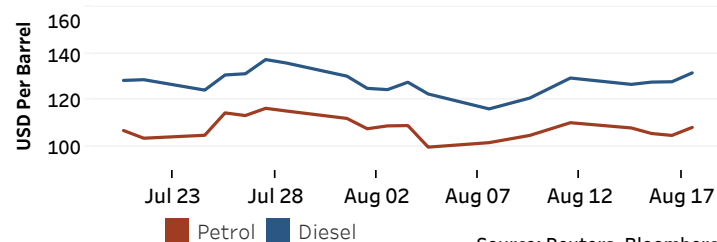


Source: Colombo Stock Exchange

## Energy

### Petroleum Products (USD per Barrel)

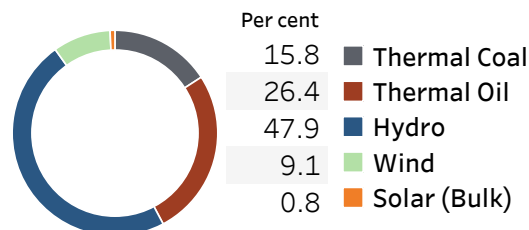
Crude Oil			Refined (Singapore Platts)		
19-Aug-22 *	17-Aug-22		18-Aug-22		
Brent	WTI	OPEC	Petrol	Diesel	Kerosene
96.75	90.72	95.73	108.43	131.77	131.99



Source: Reuters, Bloomberg

### Electricity Generation

	17-Aug-22	18-Aug-22
Total Energy (GWh)	41.35	41.12
Peak Demand (MW)	1,990.90	1,905.70



Source: Ceylon Electricity Board