



Real GDP: 2022 Q1 -1.6%

NCPI Y-o-Y Change: June

58.9%

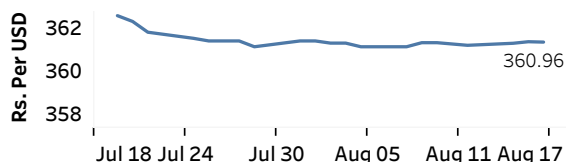
CCPI Y-o-Y Change: July

60.8%

Exchange Rates

17-Aug-22	TT Buying	TT Selling
Rs. Per Unit		
USD	357.3151	368.6827
GBP	430.5177	448.0401
EUR	361.6082	376.8346
JPY	2.6539	2.7617

Middle Rate of the USD/LKR Spot Exchange Rate



Source: Central Bank of Sri Lanka

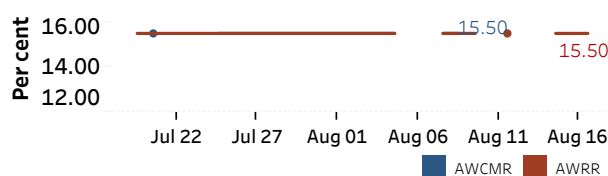
Gold Price



Money Market

Policy Rates: SDF Rate: 14.50% SLF Rate: 15.50% Bank Rate: 18.50% SRR: 4.00%

Overnight Money Market Rates



Yield Rates of T-Bills

	Primary Market	Secondary Market
	12-Aug-22	16-Aug-22
91 Day	28.43	21.32
182 Day	28.97	28.51
364 Day	29.15	29.01

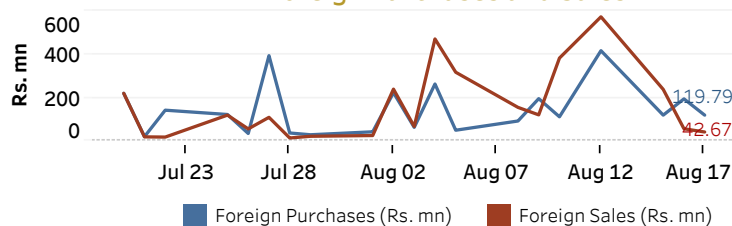
	16-Aug-22	17-Aug-22
Overnight Liquidity (Rs. bn)	-449.51	-457.90

Source: Central Bank of Sri Lanka

Share Market

	17-Aug-22	
ASPI	▼	8,907.35
S&P SL20	▼	2,947.00
Daily Turnover		Rs. 3,768.09 mn

Foreign Purchases and Sales



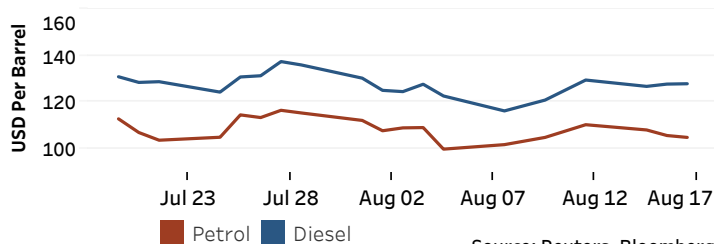
Source: Colombo Stock Exchange

Market Capitalisation	PE Ratio
Rs. 3,911.65 bn	5.5

Energy

Petroleum Products (USD per Barrel)

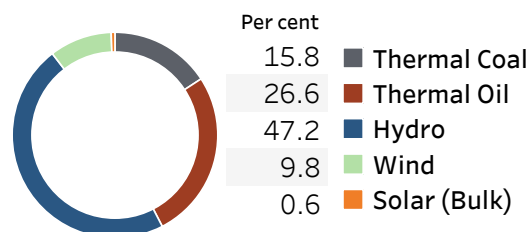
Crude Oil			Refined (Singapore Platts)		
18-Aug-22 *	16-Aug-22		17-Aug-22		
Brent	WTI	OPEC	Petrol	Diesel	Kerosene
93.62	87.92	97.44	105.00	127.97	128.41



Source: Reuters, Bloomberg

Electricity Generation

	16-Aug-22	17-Aug-22
Total Energy (GWh)	40.50	41.35
Peak Demand (MW)	1,948.10	1,990.90



Source: Ceylon Electricity Board