



Real GDP: 2022 Q1 -1.6%

NCPI Y-o-Y Change: June

58.9%

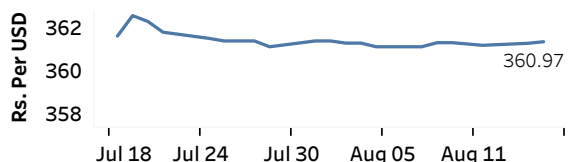
CCPI Y-o-Y Change: July

60.8%

Exchange Rates

16-Aug-22	TT Buying	TT Selling
Rs. Per Unit		
USD	357.3756	368.6872
GBP	428.6198	446.1014
EUR	361.5401	376.5715
JPY	2.6693	2.7772

Middle Rate of the USD/LKR Spot Exchange Rate



Source: Central Bank of Sri Lanka

Gold Price

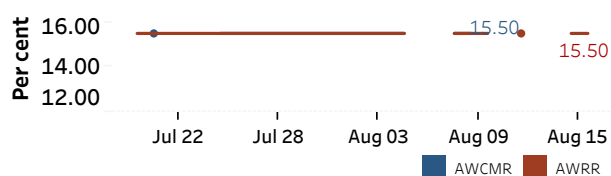


Source: Reuters

Money Market

Policy Rates: SDF Rate: 14.50% SLF Rate: 15.50% Bank Rate: 18.50% SRR: 4.00%

Overnight Money Market Rates



	15-Aug-22	16-Aug-22
Overnight Liquidity (Rs. bn)	-468.70	-449.51

Yield Rates of T-Bills

	Primary Market	Secondary Market
	12-Aug-22	15-Aug-22
91 Day	28.43	27.15
182 Day	28.97	28.51
364 Day	29.15	29.01

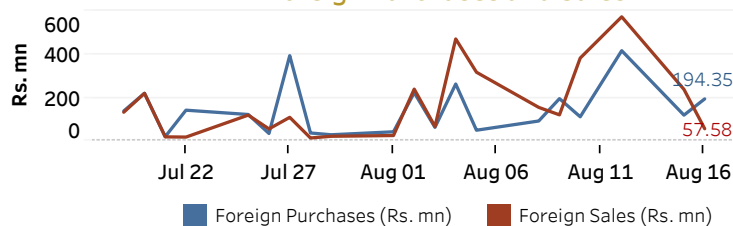
Source: Central Bank of Sri Lanka

Share Market

	16-Aug-22
ASPI	9,086.24
S&P SL20	3,037.59
Daily Turnover	Rs. 5,405.75 mn

Market Capitalisation	PE Ratio
Rs. 4,002.50 bn	5.6

Foreign Purchases and Sales

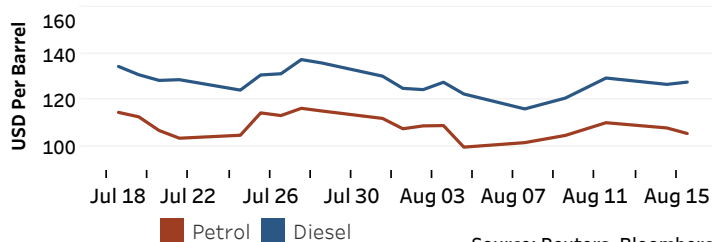


Source: Colombo Stock Exchange

Energy

Petroleum Products (USD per Barrel)

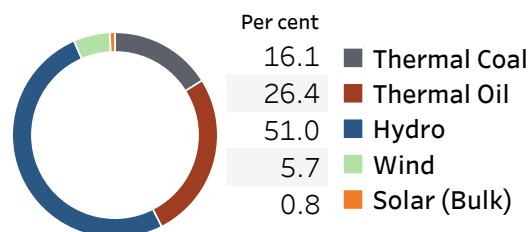
Crude Oil			Refined (Singapore Platts)		
17-Aug-22 *	15-Aug-22		16-Aug-22		
Brent	WTI	OPEC	Petrol	Diesel	Kerosene
92.29	86.60	100.04	105.81	127.82	128.46



Source: Reuters, Bloomberg

Electricity Generation

	15-Aug-22	16-Aug-22
Total Energy (GWh)	41.18	40.50
Peak Demand (MW)	2,087.50	1,948.10



Source: Ceylon Electricity Board