



Real GDP: 2022 Q1 -1.6%

NCPI Y-o-Y Change: June

58.9%

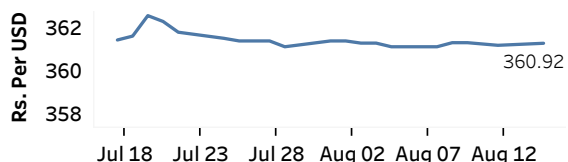
CCPI Y-o-Y Change: July

60.8%

Exchange Rates

15-Aug-22	TT Buying	TT Selling
Rs. Per Unit		
USD	357.2923	368.6066
GBP	430.8692	448.2898
EUR	364.3184	379.5297
JPY	2.6708	2.7780

Middle Rate of the USD/LKR Spot Exchange Rate



Source: Central Bank of Sri Lanka

Gold Price

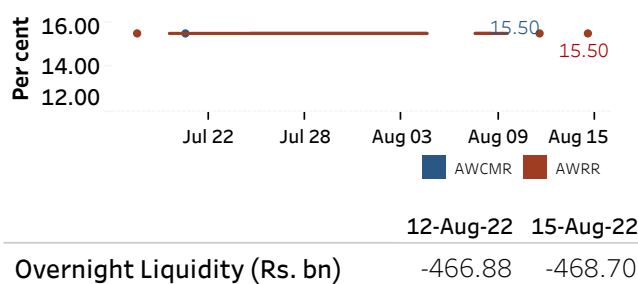


Source: Reuters

Money Market

Policy Rates: SDF Rate: 14.50% SLF Rate: 15.50% Bank Rate: 18.50% SRR: 4.00%

Overnight Money Market Rates



Yield Rates of T-Bills

	Primary Market	Secondary Market
	12-Aug-22	12-Aug-22
91 Day	28.43	27.15
182 Day	28.97	28.47
364 Day	29.15	29.01

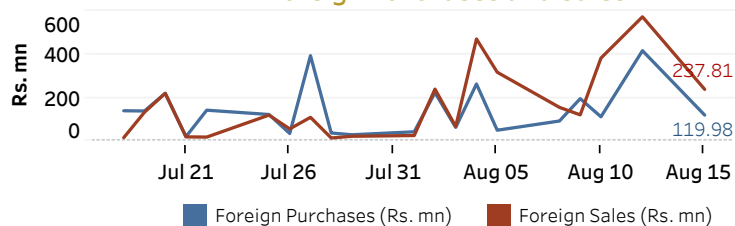
Source: Central Bank of Sri Lanka

Share Market

15-Aug-22	
ASPI	9,191.52
S&P SL20	3,097.30
Daily Turnover	
Rs. 5,829.97 mn	

Market Capitalisation	PE Ratio
Rs. 4,017.21 bn	5.6

Foreign Purchases and Sales

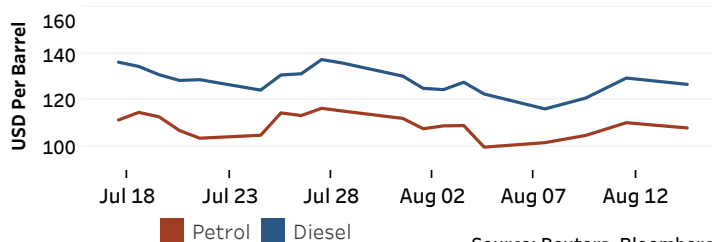


Source: Colombo Stock Exchange

Energy

Petroleum Products (USD per Barrel)

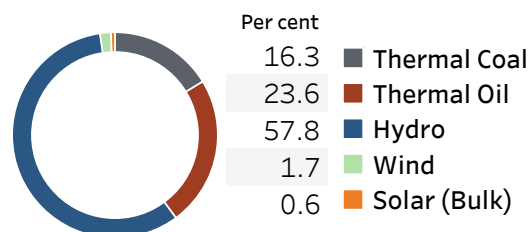
Crude Oil			Refined (Singapore Platts)		
16-Aug-22 *	10-Aug-22	15-Aug-22	Petrol	Diesel	Kerosene
Brent	WTI	OPEC			
95.10	88.37	101.29	108.19	126.84	127.46



Source: Reuters, Bloomberg

Electricity Generation

	14-Aug-22	15-Aug-22
Total Energy (GWh)	36.26	41.18
Peak Demand (MW)	2,153.70	2,087.50



Source: Ceylon Electricity Board