



Real GDP: 2022 Q1 -1.6%

NCPI Y-o-Y Change: June

58.9%

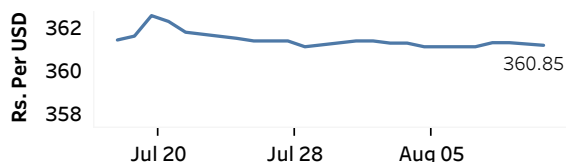
CCPI Y-o-Y Change: July

60.8%

Exchange Rates

12-Aug-22	TT Buying	TT Selling
Rs. Per Unit		
USD	357.2491	368.5670
GBP	433.2444	450.8744
EUR	366.5008	381.8782
JPY	2.6686	2.7764

Middle Rate of the USD/LKR Spot Exchange Rate



Source: Central Bank of Sri Lanka

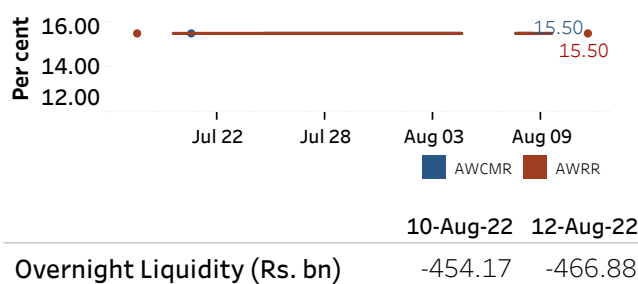
Gold Price



Money Market

Policy Rates: SDF Rate: 14.50% SLF Rate: 15.50% Bank Rate: 18.50% SRR: 4.00%

Overnight Money Market Rates



Yield Rates of T-Bills

	Primary Market 05-Aug-22	Secondary Market 10-Aug-22
91 Day	27.72	27.07
182 Day	28.97	28.72
364 Day	29.19	28.45

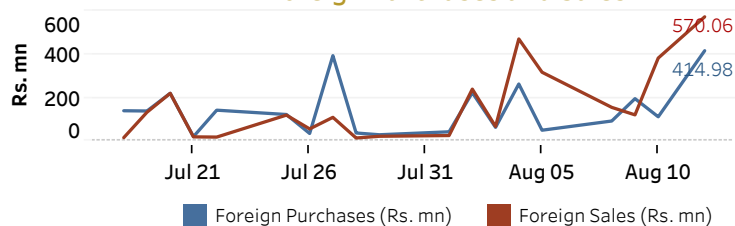
Source: Central Bank of Sri Lanka

Share Market

	12-Aug-22
ASPI	9,027.48 ▲
S&P SL20	3,072.01 ▲
Daily Turnover	Rs. 6,339.98 mn

Market Capitalisation	PE Ratio
Rs. 3,945.24 bn	5.5

Foreign Purchases and Sales

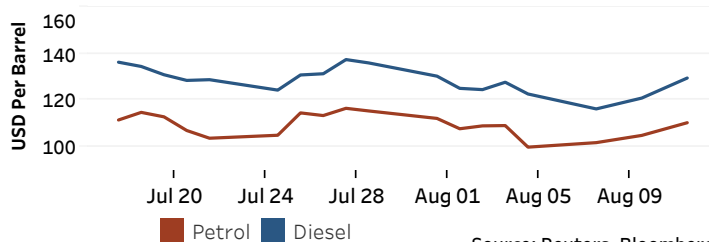


Source: Colombo Stock Exchange

Energy

Petroleum Products (USD per Barrel)

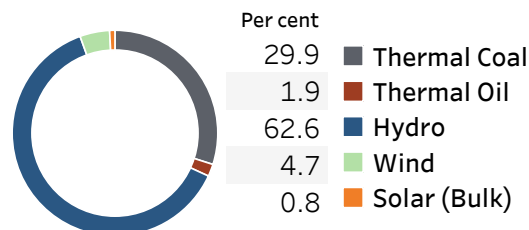
Crude Oil			Refined (Singapore Platts)		
15-Aug-22 *	10-Aug-22		12-Aug-22		
Brent	WTI	OPEC	Petrol	Diesel	Kerosene
97.75	91.72	101.29	110.44	129.56	130.43



Source: Reuters, Bloomberg

Electricity Generation

	11-Aug-22	12-Aug-22
Total Energy (GWh)	35.35	40.46
Peak Demand (MW)	2,047.10	1,980.20



Source: Ceylon Electricity Board