



Real GDP: 2022 Q1 -1.6%

NCPI Y-o-Y Change: June 58.9%

58.9%

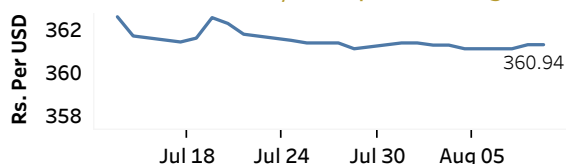
CCPI Y-o-Y Change: July 60.8%

60.8%

Exchange Rates

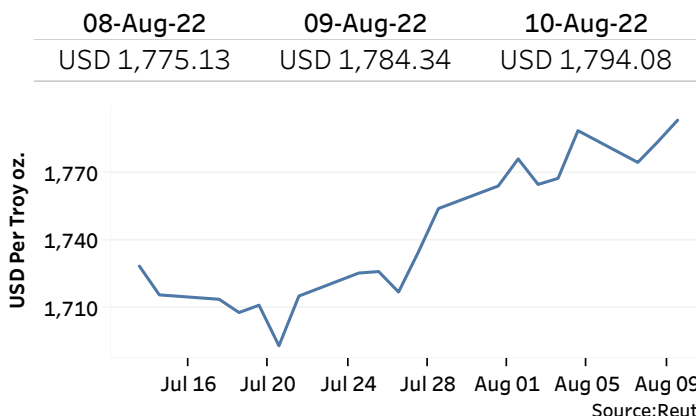
10-Aug-22	TT Buying	TT Selling
Rs. Per Unit		
USD	357.3007	368.6127
GBP	429.5778	447.0879
EUR	363.1476	378.4089
JPY	2.6318	2.7436

Middle Rate of the USD/LKR Spot Exchange Rate



Source: Central Bank of Sri Lanka

Gold Price

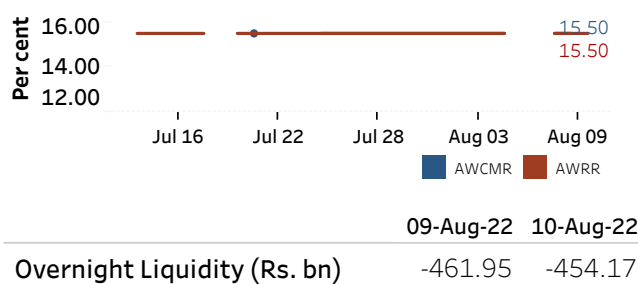


Source: Reuters

Money Market

Policy Rates: SDF Rate: 14.50% SLF Rate: 15.50% Bank Rate: 18.50% SRR: 4.00%

Overnight Money Market Rates



Yield Rates of T-Bills

	Primary Market	Secondary Market
	05-Aug-22	09-Aug-22
91 Day	27.72	27.16
182 Day	28.97	28.60
364 Day	29.19	28.45

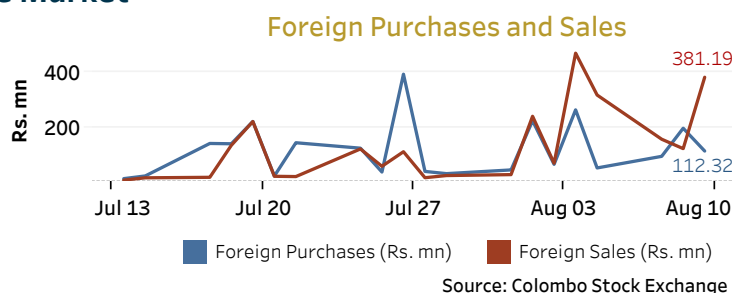
Source: Central Bank of Sri Lanka

	09-Aug-22	10-Aug-22
Overnight Liquidity (Rs. bn)	-461.95	-454.17

Share Market

10-Aug-22		
ASPI	▲	8,706.17
S&P SL20	▲	2,928.96
Daily Turnover		
Rs. 4,506.92 mn		

Market Capitalisation	PE Ratio
Rs. 3,804.62 bn	5.4

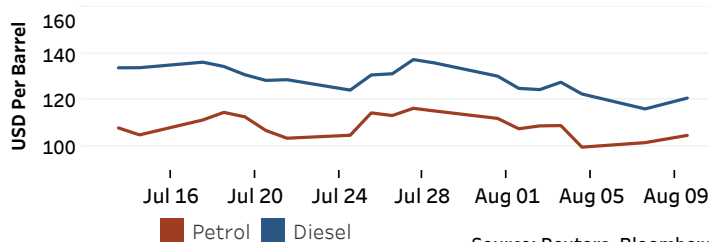


Source: Colombo Stock Exchange

Energy

Petroleum Products (USD per Barrel)

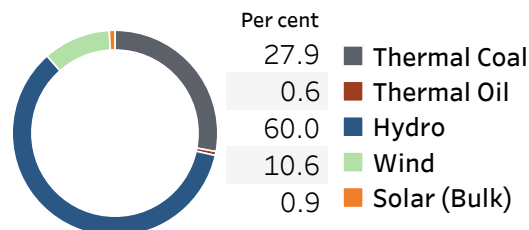
Crude Oil			Refined (Singapore Platts)		
12-Aug-22 *	10-Aug-22		10-Aug-22		
Brent	WTI	OPEC	Petrol	Diesel	Kerosene
99.10	93.82	101.29	105.00	120.98	121.67



Source: Reuters, Bloomberg

Electricity Generation

	09-Aug-22	10-Aug-22
Total Energy (GWh)	41.43	41.42
Peak Demand (MW)	2,020.10	1,990.50



Source: Ceylon Electricity Board