



Real GDP: 2022 Q1 -1.6%    NCPI Y-o-Y Change: June 58.9%    CCPI Y-o-Y Change: July 60.8%

## Exchange Rates

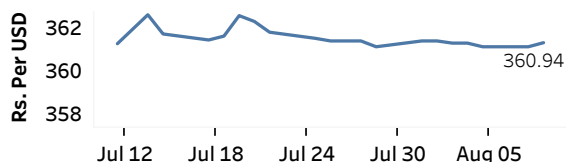
09-Aug-22	TT Buying	TT Selling
Rs. Per Unit		
USD	357.2995	368.6127
GBP	429.1527	446.9724
EUR	362.2814	377.3186
JPY	2.6344	2.7454

## Gold Price

05-Aug-22	08-Aug-22	09-Aug-22
USD 1,789.37	USD 1,775.13	USD 1,784.34



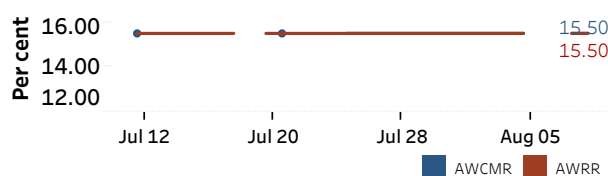
## Middle Rate of the USD/LKR Spot Exchange Rate



## Money Market

Policy Rates: SDF Rate: 14.50%    SLF Rate: 15.50%    Bank Rate: 18.50%    SRR: 4.00%

### Overnight Money Market Rates



### Yield Rates of T-Bills

	Primary Market	Secondary Market
	05-Aug-22	08-Aug-22
91 Day	27.72	27.07
182 Day	28.97	28.60
364 Day	29.19	28.45

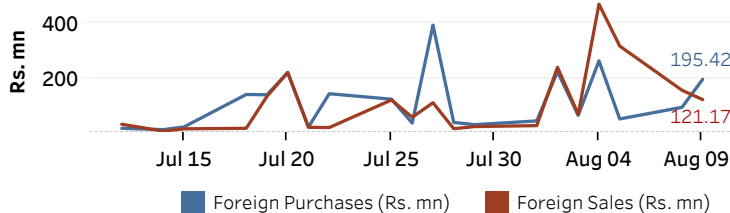
	08-Aug-22	09-Aug-22
Overnight Liquidity (Rs. bn)	-471.20	-461.95

Source: Central Bank of Sri Lanka

## Share Market

09-Aug-22		
ASPI	▲	8,500.00
S&P SL20	▲	2,803.88
Daily Turnover		
Rs. 5,341.22 mn		

### Foreign Purchases and Sales

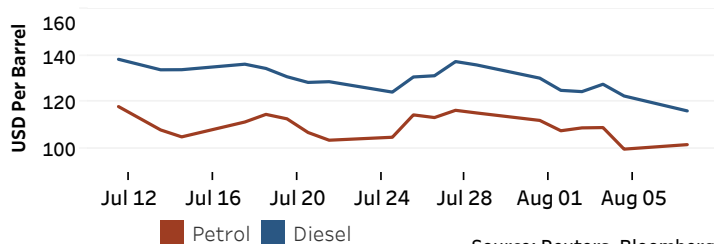


Market Capitalisation	PE Ratio
Rs. 3,702.77 bn	5.3

## Energy

### Petroleum Products (USD per Barrel)

Crude Oil			Refined (Singapore Platts)		
10-Aug-22 *	08-Aug-22		08-Aug-22		
Brent	WTI	OPEC	Petrol	Diesel	Kerosene
96.42	90.49	100.78	101.91	116.34	116.85



### Electricity Generation

	08-Aug-22	09-Aug-22
Total Energy (GWh)	39.60	41.43
Peak Demand (MW)	1,972.20	2,020.10

