



Real GDP: 2022 Q1 -1.6%

NCPI Y-o-Y Change: June 58.9%

58.9%

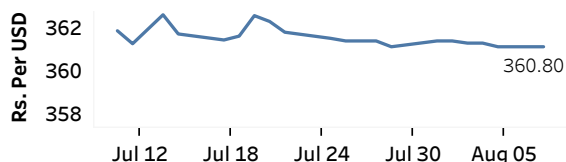
CCPI Y-o-Y Change: July 60.8%

60.8%

Exchange Rates

08-Aug-22	TT Buying	TT Selling
Rs. Per Unit		
USD	357.1491	368.4698
GBP	429.1010	446.5802
EUR	361.7440	376.7621
JPY	2.6263	2.7381

Middle Rate of the USD/LKR Spot Exchange Rate



Source: Central Bank of Sri Lanka

Gold Price

04-Aug-22	05-Aug-22	08-Aug-22
USD 1,767.98	USD 1,789.37	USD 1,775.13

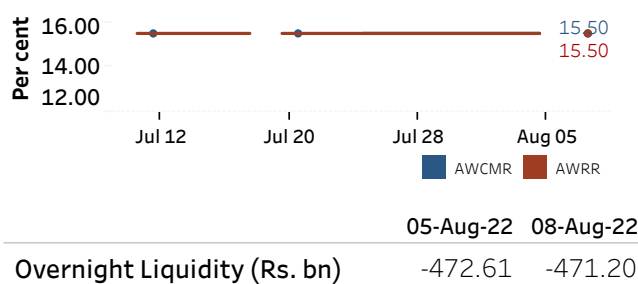


Source: Reuters

Money Market

Policy Rates: SDF Rate: 14.50% SLF Rate: 15.50% Bank Rate: 18.50% SRR: 4.00%

Overnight Money Market Rates



05-Aug-22 08-Aug-22

Overnight Liquidity (Rs. bn) -472.61 -471.20

Yield Rates of T-Bills

	Primary Market	Secondary Market
	05-Aug-22	05-Aug-22
91 Day	27.72	27.08
182 Day	28.97	28.60
364 Day	29.19	28.43

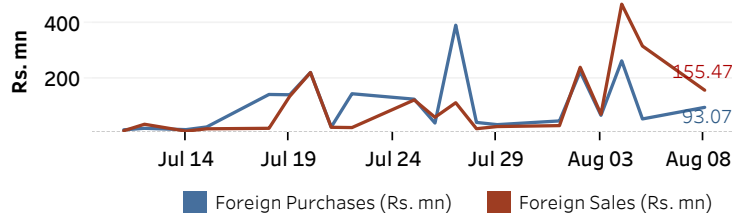
Source: Central Bank of Sri Lanka

Share Market

08-Aug-22		
ASPI	▲	8,422.97
S&P SL20	▲	2,794.15
Daily Turnover		
Rs. 3,334.29 mn		

Market Capitalisation	PE Ratio
Rs. 3,686.76 bn	5.2

Foreign Purchases and Sales

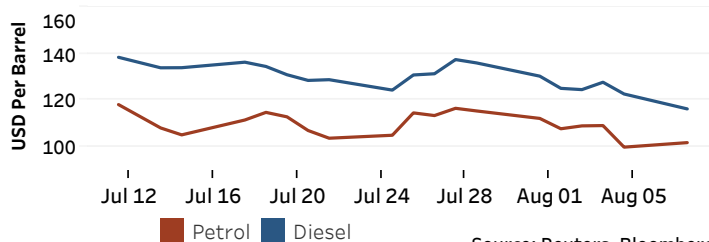


Source: Colombo Stock Exchange

Energy

Petroleum Products (USD per Barrel)

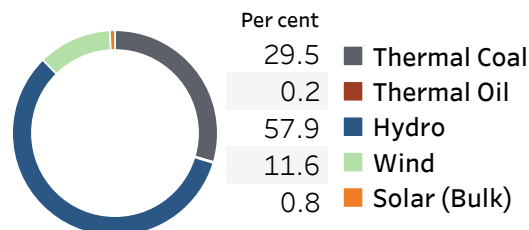
Crude Oil			Refined (Singapore Platts)		
09-Aug-22 *	05-Aug-22	08-Aug-22	Petrol	Diesel	Kerosene
Brent	WTI	OPEC			
96.34	90.45	100.01	101.91	116.34	116.85



Source: Reuters, Bloomberg

Electricity Generation

	07-Aug-22	08-Aug-22
Total Energy (GWh)	34.27	39.60
Peak Demand (MW)	2,047.10	1,972.20



Source: Ceylon Electricity Board