



Real GDP: 2022 Q1 -1.6%

NCPI Y-o-Y Change: June 58.9%

58.9%

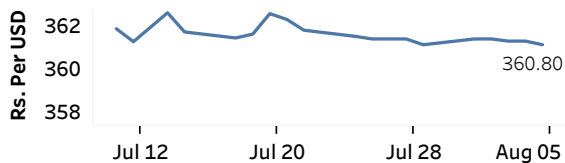
CCPI Y-o-Y Change: July 60.8%

60.8%

### Exchange Rates

05-Aug-22	TT Buying	TT Selling
Rs. Per Unit		
USD	357.1997	368.5198
GBP	431.5369	449.1026
EUR	363.4560	378.5885
JPY	2.6650	2.7788

### Middle Rate of the USD/LKR Spot Exchange Rate



Source: Central Bank of Sri Lanka

### Gold Price

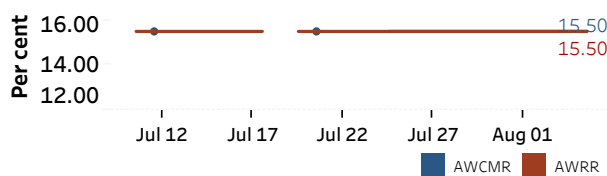


Source: Reuters

### Money Market

Policy Rates: SDF Rate: 14.50% SLF Rate: 15.50% Bank Rate: 18.50% SRR: 4.00%

#### Overnight Money Market Rates



04-Aug-22 05-Aug-22

Overnight Liquidity (Rs. bn) -463.19 -472.61

#### Yield Rates of T-Bills

	Primary Market 29-Jul-22	Secondary Market 04-Aug-22
91 Day	28.86	27.06
182 Day	29.24	28.52
364 Day	29.53	28.30

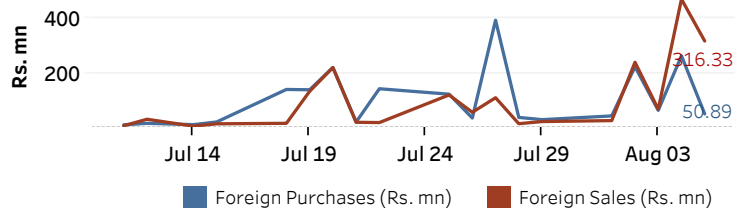
Source: Central Bank of Sri Lanka

### Share Market

05-Aug-22		
ASPI	▲	8,333.37
S&P SL20	▲	2,728.14
Daily Turnover		
Rs. 3,748.33 mn		

Market Capitalisation	PE Ratio
Rs. 3,641.63 bn	5.2

#### Foreign Purchases and Sales

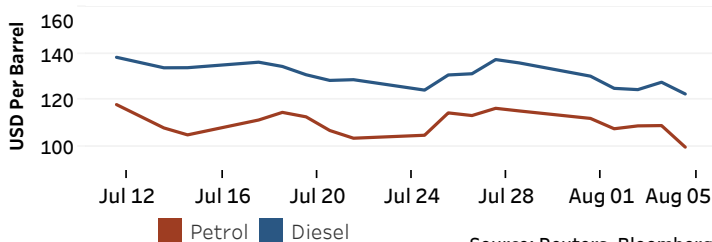


Source: Colombo Stock Exchange

### Energy

#### Petroleum Products (USD per Barrel)

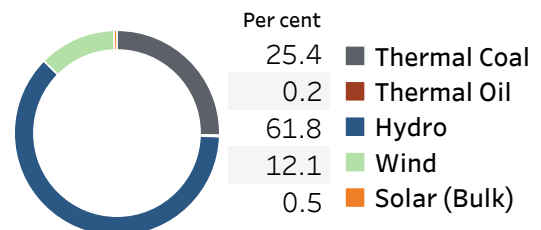
Crude Oil			Refined (Singapore Platts)		
08-Aug-22 *	04-Aug-22	05-Aug-22			
Brent	WTI	OPEC	Petrol	Diesel	Kerosene
94.74	88.79	101.19	99.98	122.73	122.10



Source: Reuters, Bloomberg

#### Electricity Generation

	04-Aug-22	05-Aug-22
Total Energy (GWh)	39.24	39.44
Peak Demand (MW)	1,844.90	1,895.00



Source: Ceylon Electricity Board