



Real GDP: 2022 Q1 -1.6%

NCPI Y-o-Y Change: June 58.9%

58.9%

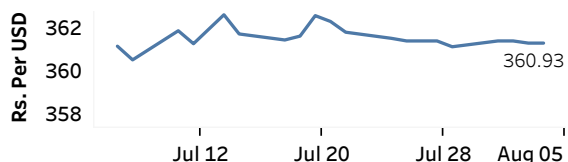
CCPI Y-o-Y Change: July 60.8%

60.8%

Exchange Rates

04-Aug-22	TT Buying	TT Selling
Rs. Per Unit		
USD	357.2279	368.5416
GBP	431.9777	449.7730
EUR	361.5586	376.2903
JPY	2.6555	2.7683

Middle Rate of the USD/LKR Spot Exchange Rate



Source: Central Bank of Sri Lanka

Gold Price

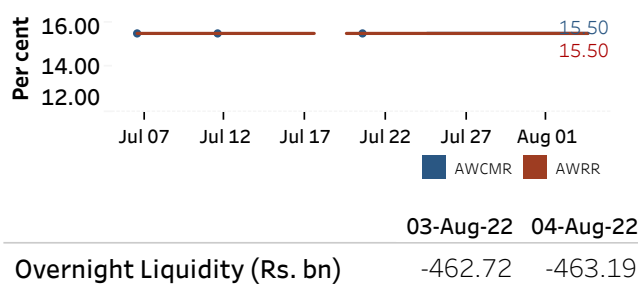


Source: Reuters

Money Market

Policy Rates: SDF Rate: 14.50% SLF Rate: 15.50% Bank Rate: 18.50% SRR: 4.00%

Overnight Money Market Rates



Yield Rates of T-Bills

	Primary Market 29-Jul-22	Secondary Market 03-Aug-22
91 Day	28.86	25.30
182 Day	29.24	28.52
364 Day	29.53	28.30

Source: Central Bank of Sri Lanka

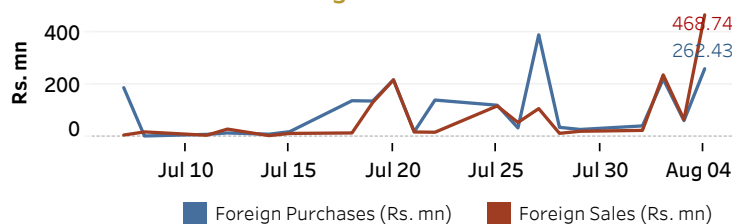
	03-Aug-22	04-Aug-22
Overnight Liquidity (Rs. bn)	-462.72	-463.19

Share Market

	04-Aug-22
ASPI	8,229.14
S&P SL20	2,677.67
Daily Turnover	Rs. 3,799.55 mn

Market Capitalisation	PE Ratio
Rs. 3,622.38 bn	5.2

Foreign Purchases and Sales

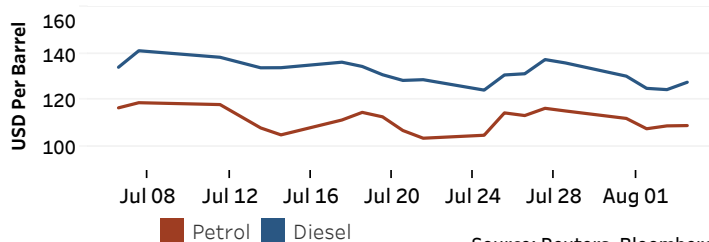


Source: Colombo Stock Exchange

Energy

Petroleum Products (USD per Barrel)

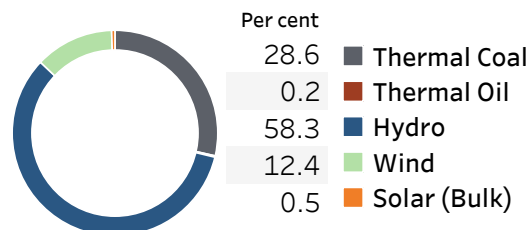
Crude Oil			Refined (Singapore Platts)		
05-Aug-22 *	03-Aug-22		04-Aug-22		
Brent	WTI	OPEC	Petrol	Diesel	Kerosene
94.43	88.86	104.17	109.21	127.76	127.28



Source: Reuters, Bloomberg

Electricity Generation

	03-Aug-22	04-Aug-22
Total Energy (GWh)	37.40	39.24
Peak Demand (MW)	1,730.90	1,844.90



Source: Ceylon Electricity Board