



Real GDP: 2022 Q1 -1.6%

NCPI Y-o-Y Change: June 58.9%

58.9%

CCPI Y-o-Y Change: July 60.8%

60.8%

## Exchange Rates

03-Aug-22	TT Buying	TT Selling
Rs. Per Unit		
USD	357.2223	368.4999
GBP	432.7948	450.3900
EUR	361.9849	376.8235
JPY	2.6681	2.7807

### Middle Rate of the USD/LKR Spot Exchange Rate



Source: Central Bank of Sri Lanka

## Gold Price

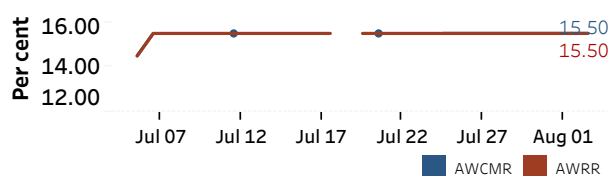


Source: Reuters

## Money Market

Policy Rates: SDF Rate: 14.50% SLF Rate: 15.50% Bank Rate: 18.50% SRR: 4.00%

### Overnight Money Market Rates



### Yield Rates of T-Bills

	Primary Market 29-Jul-22	Secondary Market 02-Aug-22
91 Day	28.86	26.41
182 Day	29.24	28.52
364 Day	29.53	28.30

	02-Aug-22	03-Aug-22
Overnight Liquidity (Rs. bn)	-460.82	-462.72

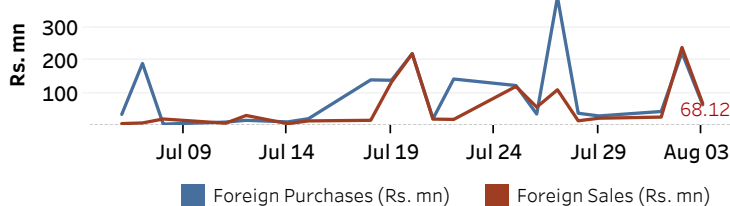
Source: Central Bank of Sri Lanka

## Share Market

03-Aug-22		
ASPI	▲	8,080.14
S&P SL20	▲	2,586.05
Daily Turnover		
Rs. 2,677.09 mn		

Market Capitalisation	PE Ratio
Rs. 3,507.25 bn	5.0

### Foreign Purchases and Sales

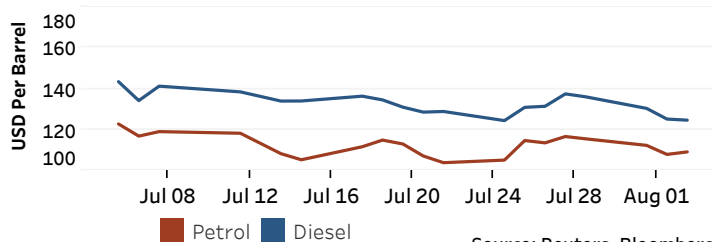


Source: Colombo Stock Exchange

## Energy

### Petroleum Products (USD per Barrel)

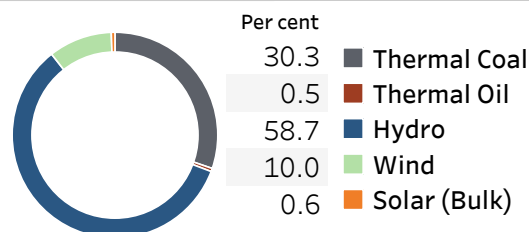
Crude Oil			Refined (Singapore Platts)		
04-Aug-22 *		02-Aug-22	03-Aug-22		
Brent	WTI	OPEC	Petrol	Diesel	Kerosene
97.58	91.42	104.86	109.08	124.60	123.64



Source: Reuters, Bloomberg

### Electricity Generation

03-Aug-22	
Total Energy (GWh)	37.40
Peak Demand (MW)	1,730.90



Source: Ceylon Electricity Board