



Real GDP: 2022 Q1 -1.6%

NCPI Y-o-Y Change: June 58.9%

58.9%

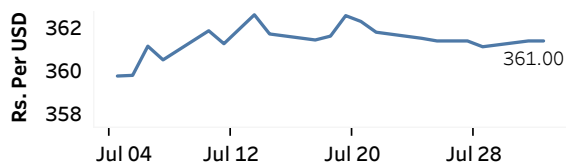
CCPI Y-o-Y Change: July 60.8%

60.8%

## Exchange Rates

02-Aug-22		
Rs. Per Unit	TT Buying	TT Selling
USD	357.3077	368.5388
GBP	435.8015	453.2626
EUR	365.2414	380.0447
JPY	2.7219	2.8316

### Middle Rate of the USD/LKR Spot Exchange Rate



Source: Central Bank of Sri Lanka

## Gold Price

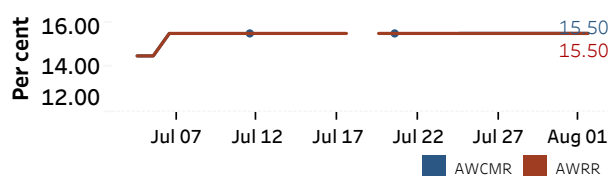


Source: Reuters

## Money Market

Policy Rates: SDF Rate: 14.50% SLF Rate: 15.50% Bank Rate: 18.50% SRR: 4.00%

### Overnight Money Market Rates



01-Aug-22 02-Aug-22

Overnight Liquidity (Rs. bn) -464.04 -460.82

### Yield Rates of T-Bills

	Primary Market	Secondary Market
	29-Jul-22	01-Aug-22
91 Day	28.86	31.38
182 Day	29.24	28.52
364 Day	29.53	28.30

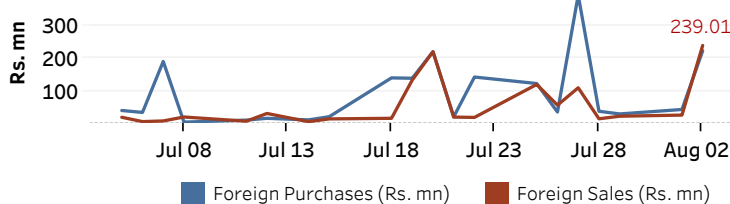
Source: Central Bank of Sri Lanka

## Share Market

02-Aug-22		
ASPI	▲	7,907.52
S&P SL20	▲	2,501.80
Daily Turnover		
Rs. 2,383.36 mn		

Market Capitalisation	PE Ratio
Rs. 3,389.82 bn	4.9

### Foreign Purchases and Sales

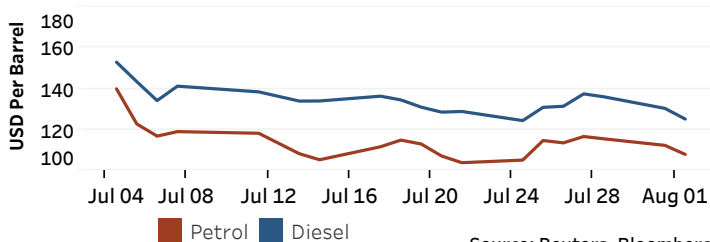


Source: Colombo Stock Exchange

## Energy

### Petroleum Products (USD per Barrel)

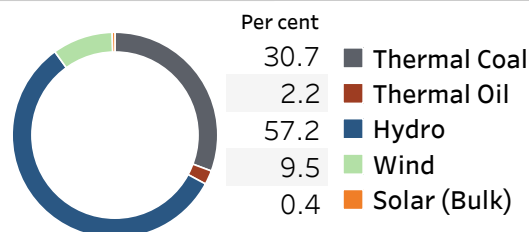
Crude Oil			Refined (Singapore Platts)		
03-Aug-22 *		01-Aug-22	02-Aug-22		
Brent	WTI	OPEC	Petrol	Diesel	Kerosene
100.14	94.11	106.80	107.85	125.14	124.06



Source: Reuters, Bloomberg

### Electricity Generation

02-Aug-22	
Total Energy (GWh)	37.12
Peak Demand (MW)	1,761.80



Source: Ceylon Electricity Board