



Real GDP: 2022 Q1 -1.6%

NCPI Y-o-Y Change: June 58.9%

58.9%

CCPI Y-o-Y Change: July 60.8%

60.8%

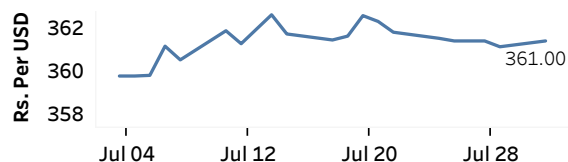
## Exchange Rates

01-Aug-22	TT Buying	TT Selling
Rs. Per Unit		
USD	357.2753	368.5064
GBP	433.3179	450.6927
EUR	363.8068	378.5549
JPY	2.6851	2.7922

## Gold Price

28-Jul-22	29-Jul-22	01-Aug-22
USD 1,735.04	USD 1,754.43	USD 1,764.55

### Middle Rate of the USD/LKR Spot Exchange Rate



Source: Central Bank of Sri Lanka

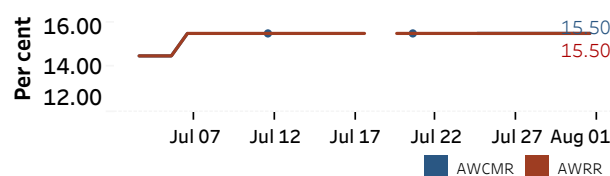


Source: Reuters

## Money Market

Policy Rates: SDF Rate: 14.50% SLF Rate: 15.50% Bank Rate: 18.50% SRR: 4.00%

### Overnight Money Market Rates



29-Jul-22 01-Aug-22

Overnight Liquidity (Rs. bn) -460.39 -464.04

### Yield Rates of T-Bills

	Primary Market	Secondary Market
	29-Jul-22	29-Jul-22
91 Day	28.86	31.38
182 Day	29.24	28.52
364 Day	29.53	28.30

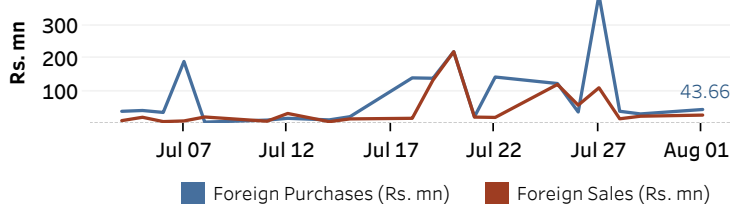
Source: Central Bank of Sri Lanka

## Share Market

01-Aug-22	
ASPI	7,768.57
S&P SL20	2,445.09
Daily Turnover	
Rs. 1,817.56 mn	

Market Capitalisation	PE Ratio
Rs. 3,315.16 bn	4.8

### Foreign Purchases and Sales

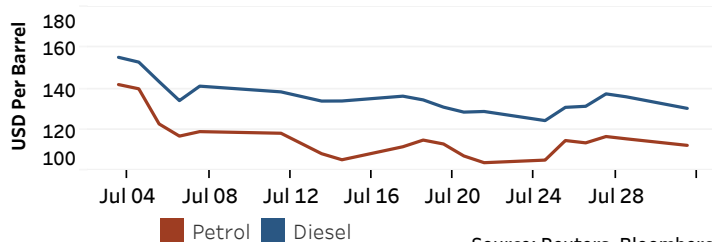


Source: Colombo Stock Exchange

## Energy

### Petroleum Products (USD per Barrel)

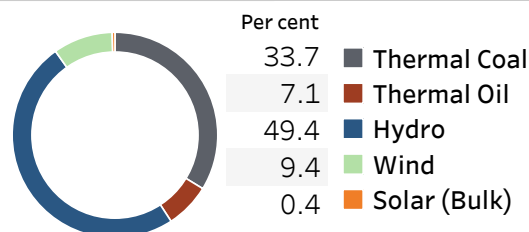
Crude Oil			Refined (Singapore Platts)		
02-Aug-22 *			01-Aug-22		
Brent	WTI	OPEC	Petrol	Diesel	Kerosene
99.41	93.39	110.90	112.27	130.36	130.90



Source: Reuters, Bloomberg

### Electricity Generation

01-Aug-22	
Total Energy (GWh)	37.28
Peak Demand (MW)	1,789.20



Source: Ceylon Electricity Board