



Real GDP: 2022 Q1 -1.6%

NCPI Y-o-Y Change: June

58.9%

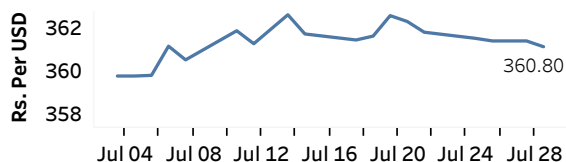
CCPI Y-o-Y Change: July

60.8%

Exchange Rates

29-Jul-22	TT Buying	TT Selling
Rs. Per Unit		
USD	357.1697	368.4121
GBP	432.6189	449.9838
EUR	362.5223	377.2409
JPY	2.6502	2.7620

Middle Rate of the USD/LKR Spot Exchange Rate



Source: Central Bank of Sri Lanka

Gold Price

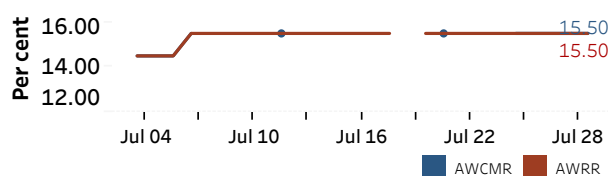


Source: Reuters

Money Market

Policy Rates: SDF Rate: 14.50% SLF Rate: 15.50% Bank Rate: 18.50% SRR: 4.00%

Overnight Money Market Rates



28-Jul-22 29-Jul-22

Overnight Liquidity (Rs. bn) -436.29 -460.39

Yield Rates of T-Bills

	Primary Market 22-Jul-22	Secondary Market 28-Jul-22
91 Day	31.50	31.38
182 Day	29.97	27.24
364 Day	29.82	28.36

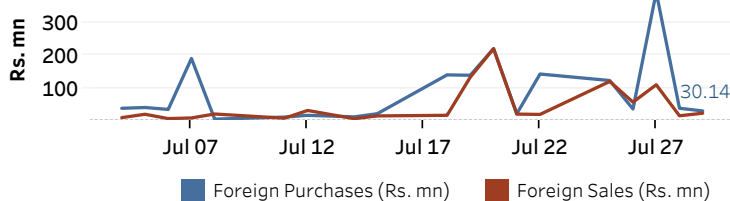
Source: Central Bank of Sri Lanka

Share Market

29-Jul-22	
ASPI	7,731.15
S&P SL20	2,448.36
Daily Turnover	
Rs. 1,593.93 mn	

Market Capitalisation	PE Ratio
Rs. 3,321.54 bn	4.9

Foreign Purchases and Sales

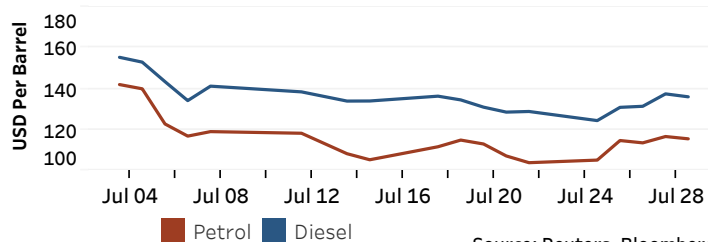


Source: Colombo Stock Exchange

Energy

Petroleum Products (USD per Barrel)

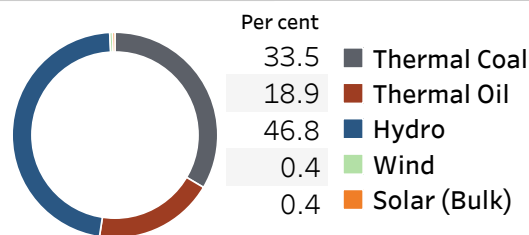
Crude Oil			Refined (Singapore Platts)		
01-Aug-22 *	28-Jul-22		29-Jul-22		
Brent	WTI	OPEC	Petrol	Diesel	Kerosene
103.17	97.71	110.84	115.47	136.02	135.57



Source: Reuters, Bloomberg

Electricity Generation

29-Jul-22	
Total Energy (GWh)	38.73
Peak Demand (MW)	1,853.40



Source: Ceylon Electricity Board