



Real GDP: 2022 Q1 -1.6%

NCPI Y-o-Y Change: June

58.9%

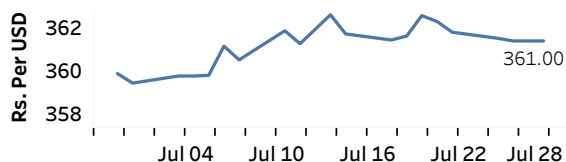
CCPI Y-o-Y Change: June

54.6%

### Exchange Rates

28-Jul-22	TT Buying	TT Selling
Rs. Per Unit		
USD	357.4406	368.4922
GBP	432.7717	449.8902
EUR	363.1431	377.5629
JPY	2.6256	2.7347

### Middle Rate of the USD/LKR Spot Exchange Rate



Source: Central Bank of Sri Lanka

### Gold Price

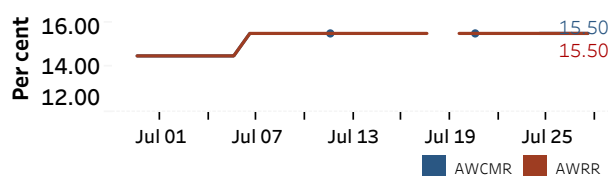


Source: Reuters

### Money Market

Policy Rates: SDF Rate: 14.50% SLF Rate: 15.50% Bank Rate: 18.50% SRR: 4.00%

#### Overnight Money Market Rates



27-Jul-22 28-Jul-22

Overnight Liquidity (Rs. bn) -433.99 -436.29

#### Yield Rates of T-Bills

	Primary Market	Secondary Market
	22-Jul-22	27-Jul-22
91 Day	31.50	31.38
182 Day	29.97	27.24
364 Day	29.82	29.00

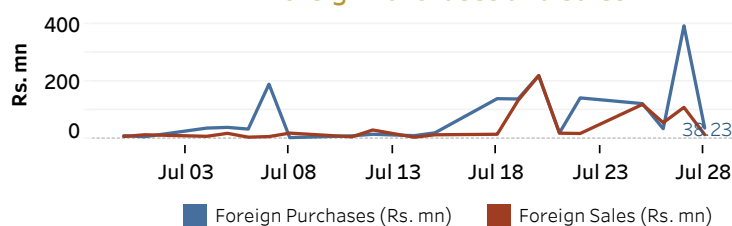
Source: Central Bank of Sri Lanka

### Share Market

28-Jul-22	
ASPI	7,679.64
S&P SL20	2,429.88
Daily Turnover	
Rs. 1,047.40 mn	

Market Capitalisation Rs. 3,302.35 bn PE Ratio 4.9

#### Foreign Purchases and Sales

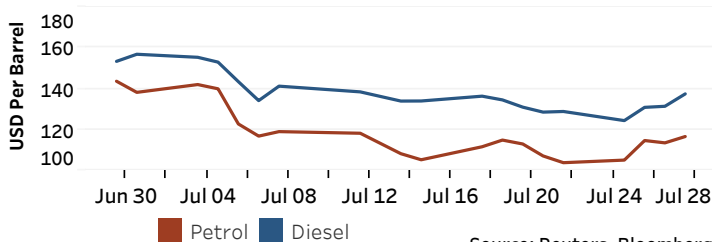


Source: Colombo Stock Exchange

### Energy

#### Petroleum Products (USD per Barrel)

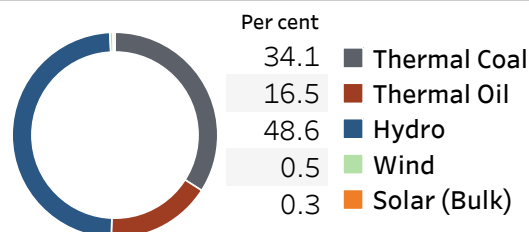
Crude Oil			Refined (Singapore Platts)		
29-Jul-22 *		27-Jul-22	28-Jul-22		
Brent	WTI	OPEC	Petrol	Diesel	Kerosene
107.14	97.31	108.11	116.60	137.46	137.87



Source: Reuters, Bloomberg

#### Electricity Generation

28-Jul-22	
Total Energy (GWh)	38.10
Peak Demand (MW)	1,830.90



Source: Ceylon Electricity Board