



Real GDP: 2022 Q1 -1.6%

NCPI Y-o-Y Change: June

58.9%

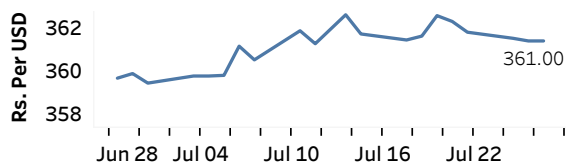
CCPI Y-o-Y Change: June

54.6%

Exchange Rates

27-Jul-22	TT Buying	TT Selling
Rs. Per Unit		
USD	357.4406	368.4922
GBP	428.4851	445.4883
EUR	360.8598	375.2180
JPY	2.5971	2.7016

Middle Rate of the USD/LKR Spot Exchange Rate



Source: Central Bank of Sri Lanka

Gold Price

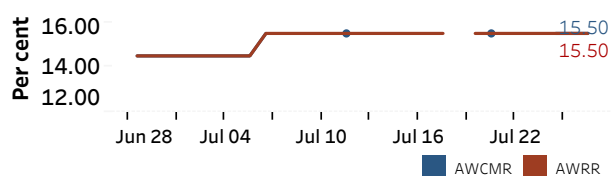


Source: Reuters

Money Market

Policy Rates: SDF Rate: 14.50% SLF Rate: 15.50% Bank Rate: 18.50% SRR: 4.00%

Overnight Money Market Rates



26-Jul-22 27-Jul-22

Overnight Liquidity (Rs. bn) -420.38 -433.99

Yield Rates of T-Bills

	Primary Market 22-Jul-22	Secondary Market 26-Jul-22
91 Day	31.50	31.38
182 Day	29.97	27.24
364 Day	29.82	29.00

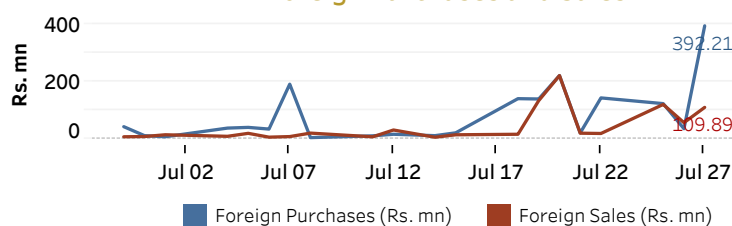
Source: Central Bank of Sri Lanka

Share Market

	27-Jul-22
ASPI	7,626.69
S&P SL20	2,409.12
Daily Turnover	Rs. 1,014.62 mn

Market Capitalisation PE Ratio
Rs. 3,279.07 bn 4.8

Foreign Purchases and Sales

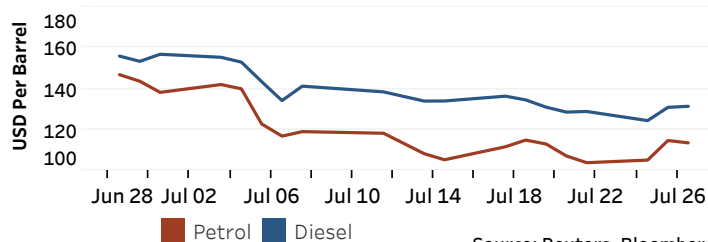


Source: Colombo Stock Exchange

Energy

Petroleum Products (USD per Barrel)

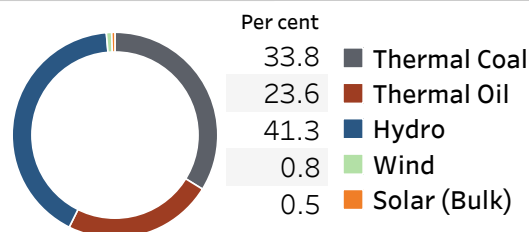
Crude Oil			Refined (Singapore Platts)		
28-Jul-22 *	26-Jul-22	27-Jul-22	27-Jul-22	27-Jul-22	27-Jul-22
Brent	WTI	OPEC	Petrol	Diesel	Kerosene
107.00	97.74	109.35	113.50	131.39	131.77



Source: Reuters, Bloomberg

Electricity Generation

	27-Jul-22
Total Energy (GWh)	38.44
Peak Demand (MW)	1,742.60



Source: Ceylon Electricity Board