



Real GDP: 2022 Q1 -1.6%

NCPI Y-o-Y Change: June

58.9%

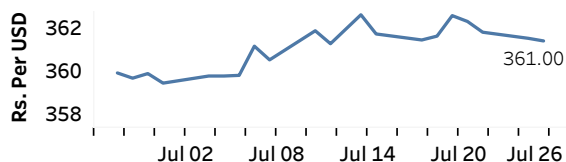
CCPI Y-o-Y Change: June

54.6%

Exchange Rates

26-Jul-22	TT Buying	TT Selling
Rs. Per Unit		
USD	357.5189	368.5144
GBP	429.5714	446.5977
EUR	363.9859	378.7477
JPY	2.6033	2.7127

Middle Rate of the USD/LKR Spot Exchange Rate



Source: Central Bank of Sri Lanka

Gold Price

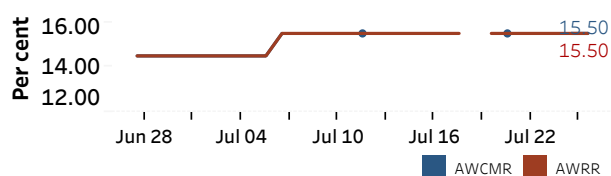


Source: Reuters

Money Market

Policy Rates: SDF Rate: 14.50% SLF Rate: 15.50% Bank Rate: 18.50% SRR: 4.00%

Overnight Money Market Rates



Yield Rates of T-Bills

	Primary Market	Secondary Market
	22-Jul-22	25-Jul-22
91 Day	31.50	31.38
182 Day	29.97	27.24
364 Day	29.82	29.00

Source: Central Bank of Sri Lanka

	25-Jul-22	26-Jul-22
Overnight Liquidity (Rs. bn)	-436.87	-420.38

Share Market

	26-Jul-22
ASPI	7,630.17
S&P SL20	2,418.71

Daily Turnover

Rs. 693.91 mn

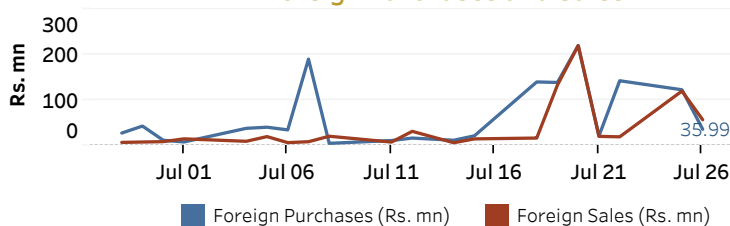
Market Capitalisation

Rs. 3,281.01 bn

PE Ratio

4.9

Foreign Purchases and Sales

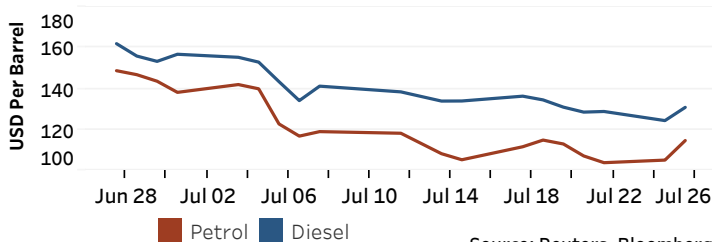


Source: Colombo Stock Exchange

Energy

Petroleum Products (USD per Barrel)

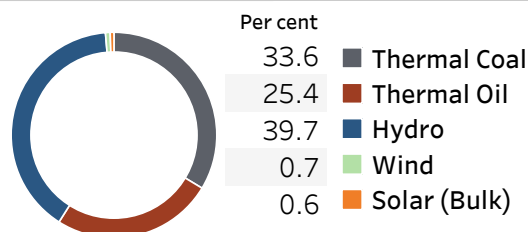
Crude Oil			Refined (Singapore Platts)		
27-Jul-22 *	25-Jul-22		26-Jul-22		
Brent	WTI	OPEC	Petrol	Diesel	Kerosene
104.52	95.30	106.27	114.64	130.87	131.56



Source: Reuters, Bloomberg

Electricity Generation

	26-Jul-22
Total Energy (GWh)	38.48
Peak Demand (MW)	1,821.80



Source: Ceylon Electricity Board