



Real GDP: 2022 Q1 -1.6%

NCPI Y-o-Y Change: June

58.9%

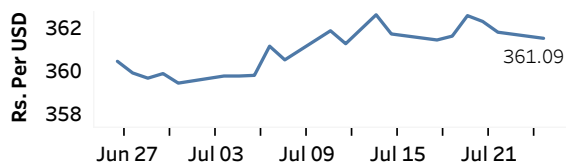
CCPI Y-o-Y Change: June

54.6%

Exchange Rates

| 25-Jul-22 | TT Buying | TT Selling |
|--------------|-----------|------------|
| Rs. Per Unit | | |
| USD | 357.4611 | 368.5067 |
| GBP | 426.3231 | 443.2616 |
| EUR | 363.1987 | 377.6318 |
| JPY | 2.6088 | 2.7173 |

Middle Rate of the USD/LKR Spot Exchange Rate



Source: Central Bank of Sri Lanka

Gold Price

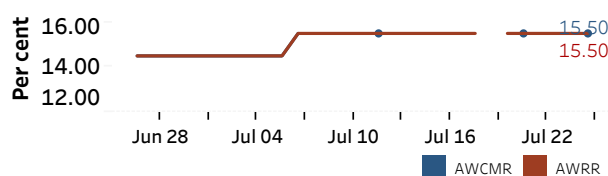


Source: Reuters

Money Market

Policy Rates: SDF Rate: 14.50% SLF Rate: 15.50% Bank Rate: 18.50% SRR: 4.00%

Overnight Money Market Rates



22-Jul-22 25-Jul-22

Overnight Liquidity (Rs. bn) -456.75 -436.87

Yield Rates of T-Bills

| | Primary Market | Secondary Market |
|---------|----------------|------------------|
| | 22-Jul-22 | 22-Jul-22 |
| 91 Day | 31.50 | 31.38 |
| 182 Day | 29.97 | 29.70 |
| 364 Day | 29.82 | 29.00 |

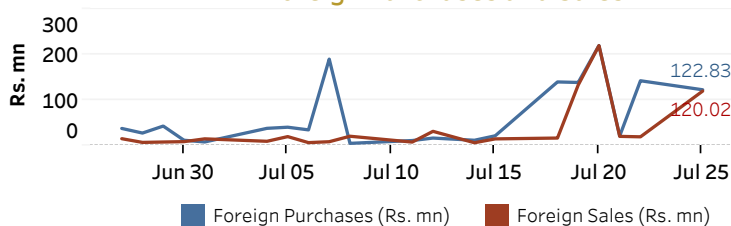
Source: Central Bank of Sri Lanka

Share Market

| | 25-Jul-22 |
|----------------|---------------|
| ASPI | 7,639.42 |
| S&P SL20 | 2,434.28 |
| Daily Turnover | Rs. 744.86 mn |

Market Capitalisation PE Ratio
Rs. 3,294.48 bn 4.9

Foreign Purchases and Sales

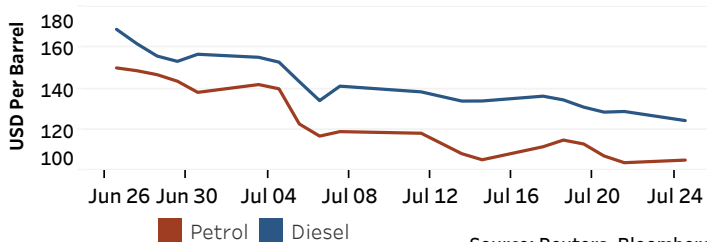


Source: Colombo Stock Exchange

Energy

Petroleum Products (USD per Barrel)

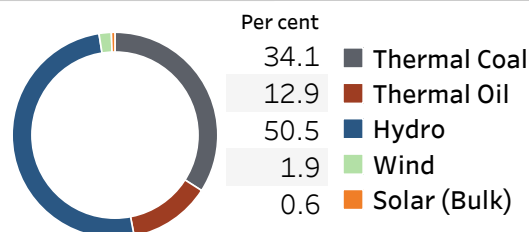
| Crude Oil | | | Refined (Singapore Platts) | | |
|-------------|-----------|-----------|----------------------------|-----------|-----------|
| 26-Jul-22 * | 21-Jul-22 | 25-Jul-22 | 25-Jul-22 | 25-Jul-22 | 25-Jul-22 |
| Brent | WTI | OPEC | Petrol | Diesel | Kerosene |
| 105.90 | 97.28 | 107.50 | 105.07 | 124.39 | 124.87 |



Source: Reuters, Bloomberg

Electricity Generation

| | 25-Jul-22 |
|--------------------|-----------|
| Total Energy (GWh) | 38.10 |
| Peak Demand (MW) | 1,812.90 |



Source: Ceylon Electricity Board