



Real GDP: 2022 Q1 -1.6%

NCPI Y-o-Y Change: June

58.9%

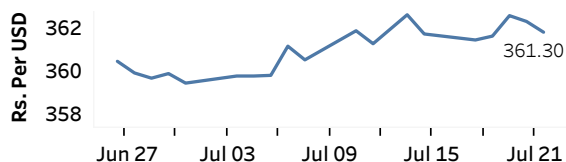
CCPI Y-o-Y Change: June

54.6%

Exchange Rates

22-Jul-22	TT Buying	TT Selling
Rs. Per Unit		
USD	357.9442	368.6321
GBP	425.9840	442.9102
EUR	362.8028	377.1898
JPY	2.5850	2.6915

Middle Rate of the USD/LKR Spot Exchange Rate



Source: Central Bank of Sri Lanka

Gold Price

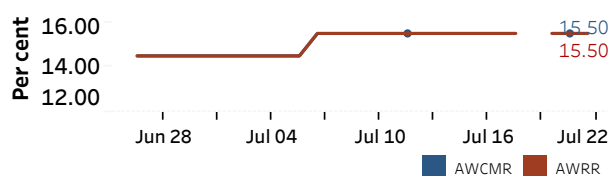


Source: Reuters

Money Market

Policy Rates: SDF Rate: 14.50% SLF Rate: 15.50% Bank Rate: 18.50% SRR: 4.00%

Overnight Money Market Rates



21-Jul-22 22-Jul-22

Overnight Liquidity (Rs. bn) -436.10 -456.75

Yield Rates of T-Bills

	Primary Market 15-Jul-22	Secondary Market 21-Jul-22
91 Day	32.11	31.38
182 Day	31.01	30.48
364 Day	29.87	22.26

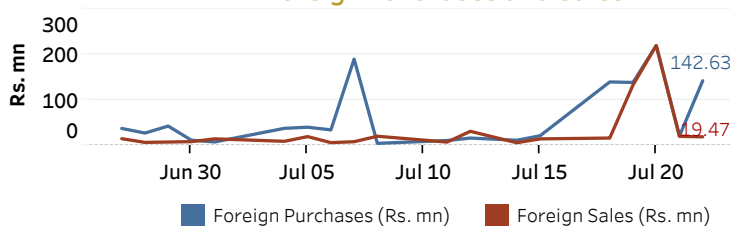
Source: Central Bank of Sri Lanka

Share Market

	22-Jul-22
ASPI	7,721.78
S&P SL20	2,461.98
Daily Turnover	Rs.866.64 mn

Market Capitalisation PE Ratio
Rs. 3,339.51 bn 5.0

Foreign Purchases and Sales

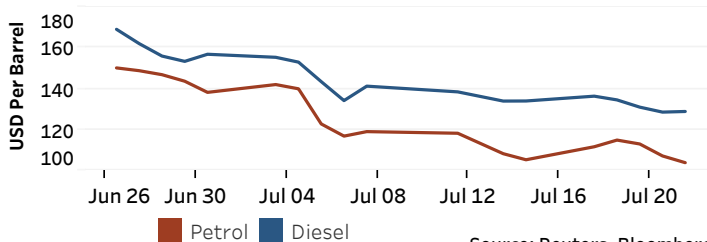


Source: Colombo Stock Exchange

Energy

Petroleum Products (USD per Barrel)

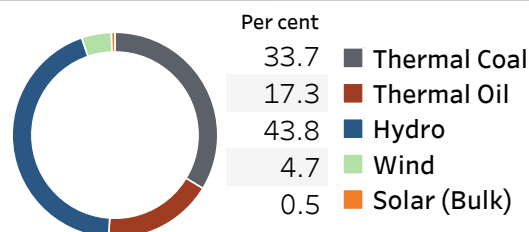
Crude Oil			Refined (Singapore Platts)		
25-Jul-22 *	21-Jul-22	22-Jul-22	22-Jul-22	22-Jul-22	22-Jul-22
Brent	WTI	OPEC	Petrol	Diesel	Kerosene
103.85	95.25	107.50	103.80	128.85	130.30



Source: Reuters, Bloomberg

Electricity Generation

	22-Jul-22
Total Energy (GWh)	38.33
Peak Demand (MW)	1,796.40



Source: Ceylon Electricity Board