



Real GDP: 2022 Q1 -1.6%

NCPI Y-o-Y Change: June

58.9%

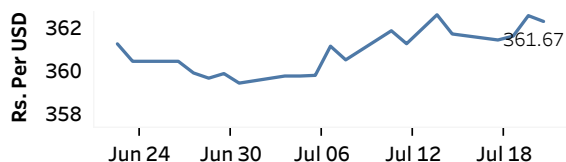
CCPI Y-o-Y Change: June

54.6%

Exchange Rates

21-Jul-22	TT Buying	TT Selling
Rs. Per Unit		
USD	358.3145	368.9187
GBP	426.6679	443.5999
EUR	363.5516	377.9768
JPY	2.5725	2.6785

Middle Rate of the USD/LKR Spot Exchange Rate



Source: Central Bank of Sri Lanka

Gold Price

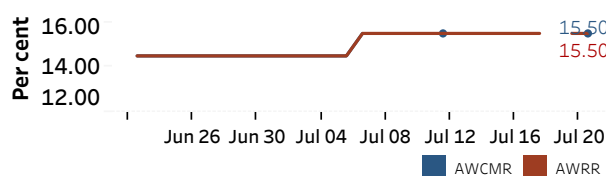


Source: Reuters

Money Market

Policy Rates: SDF Rate: 14.50% SLF Rate: 15.50% Bank Rate: 18.50% SRR: 4.00%

Overnight Money Market Rates



20-Jul-22 21-Jul-22

Overnight Liquidity (Rs. bn) -462.36 -436.10

Yield Rates of T-Bills

	Primary Market 15-Jul-22	Secondary Market 20-Jul-22
91 Day	32.11	31.38
182 Day	31.01	30.48
364 Day	29.87	22.26

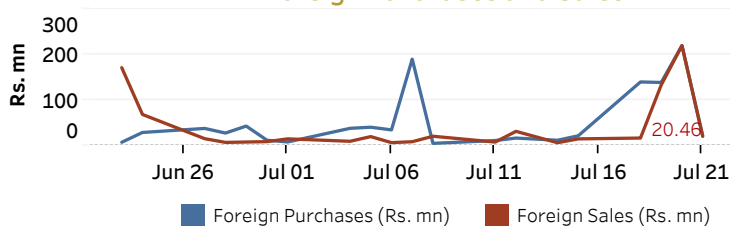
Source: Central Bank of Sri Lanka

Share Market

21-Jul-22	
ASPI	7,736.37 ▲
S&P SL20	2,477.67 ▼
Daily Turnover	
Rs. 1,289.47 mn	

Market Capitalisation	PE Ratio
Rs. 3,343.63 bn	5.0

Foreign Purchases and Sales

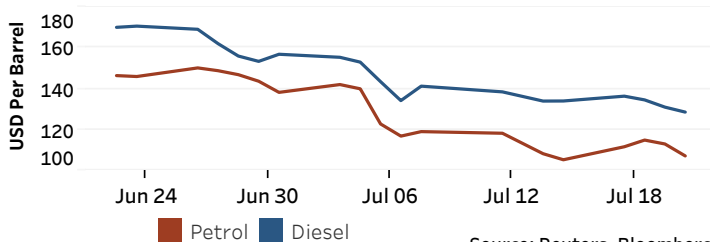


Source: Colombo Stock Exchange

Energy

Petroleum Products (USD per Barrel)

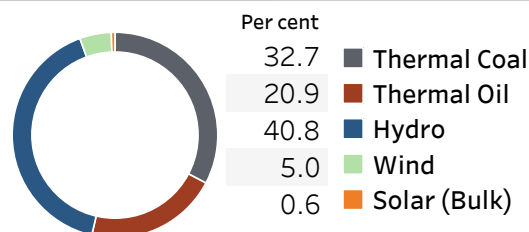
Crude Oil			Refined (Singapore Platts)		
22-Jul-22 *	19-Jul-22	21-Jul-22	21-Jul-22	21-Jul-22	21-Jul-22
Brent	WTI	OPEC	Petrol	Diesel	Kerosene
104.81	97.04	110.27	107.10	128.54	130.00



Source: Reuters, Bloomberg

Electricity Generation

	21-Jul-22
Total Energy (GWh)	39.55
Peak Demand (MW)	1,753.90



Source: Ceylon Electricity Board