

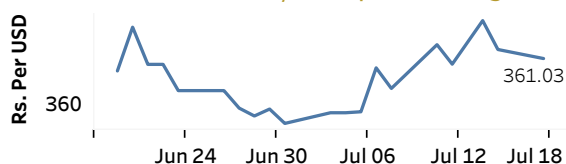


Real GDP: 2022 Q1 -1.6% NCPI Y-o-Y Change: May 45.3% CCPI Y-o-Y Change: June 54.6%

Exchange Rates

18-Jul-22	TT Buying	TT Selling
Rs. Per Unit		
USD	357.6061	368.3433
GBP	423.0279	439.8673
EUR	359.3852	373.6983
JPY	2.5713	2.6773

Middle Rate of the USD/LKR Spot Exchange Rate



Source: Central Bank of Sri Lanka

Gold Price

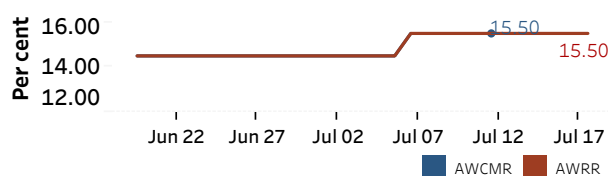


Source: Reuters

Money Market

Policy Rates: SDF Rate: 14.50% SLF Rate: 15.50% Bank Rate: 18.50% SRR: 4.00%

Overnight Money Market Rates



	15-Jul-22	18-Jul-22
Overnight Liquidity (Rs. bn)	-386.76	-470.80

Yield Rates of T-Bills

	Primary Market 15-Jul-22	Secondary Market 15-Jul-22
91 Day	32.11	31.38
182 Day	31.01	30.48
364 Day	29.87	22.26

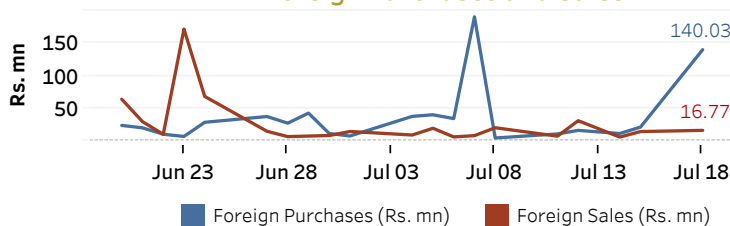
Source: Central Bank of Sri Lanka

Share Market

	18-Jul-22
ASPI	7,536.61 ▲
S&P SL20	2,423.08 ▲
Daily Turnover	Rs. 1,414.52 mn

Market Capitalisation	PE Ratio
Rs. 3,272.80 bn	4.9

Foreign Purchases and Sales

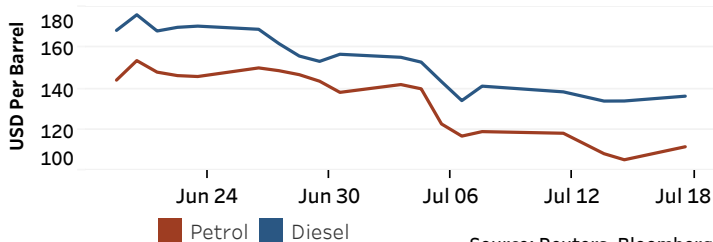


Source: Colombo Stock Exchange

Energy

Petroleum Products (USD per Barrel)

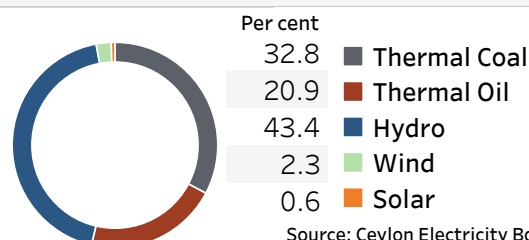
Crude Oil			Refined (Singapore Platts)		
19-Jul-22 *	15-Jul-22	18-Jul-22			
Brent	WTI	OPEC	Petrol	Diesel	Kerosene
106.16	102.36	104.39	111.60	136.34	135.35



Source: Reuters, Bloomberg

Electricity Generation

	18-Jul-22
Total Energy (GWh)	39.76
Peak Demand (MW)	1,894.00



Source: Ceylon Electricity Board