

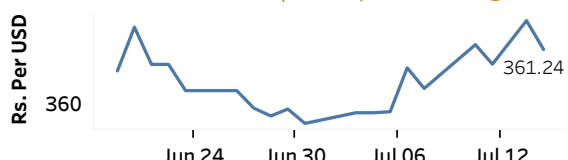


Real GDP: 2022 Q1 -1.6% NCPI Y-o-Y Change: May 45.3% CCPI Y-o-Y Change: June 54.6%

Exchange Rates

15-Jul-22	TT Buying	TT Selling
Rs. Per Unit		
USD	357.9486	368.5245
GBP	420.7435	437.7711
EUR	356.6500	371.2082
JPY	2.5559	2.6638

Middle Rate of the USD/LKR Spot Exchange Rate



Source: Central Bank of Sri Lanka

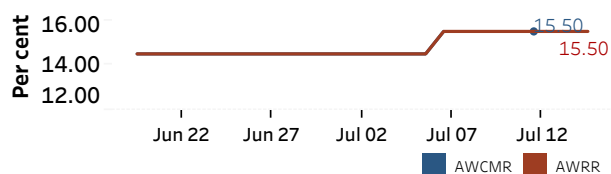
Gold Price



Money Market

Policy Rates: SDF Rate: 14.50% SLF Rate: 15.50% Bank Rate: 18.50% SRR: 4.00%

Overnight Money Market Rates



Yield Rates of T-Bills

	Primary Market 08-Jul-22	Secondary Market 14-Jul-22
91 Day	28.08	24.18
182 Day	28.74	23.15
364 Day	28.11	22.26

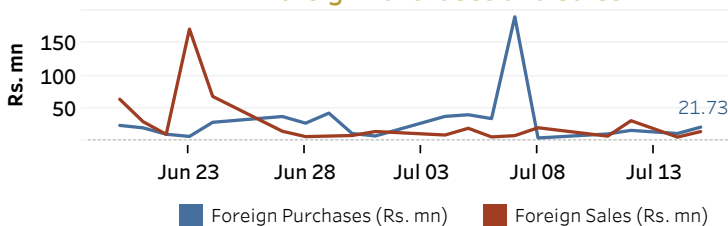
Source: Central Bank of Sri Lanka

	14-Jul-22	15-Jul-22
Overnight Liquidity (Rs. bn)	-377.57	-386.76

Share Market

15-Jul-22		
ASPI	▲	7,467.82
S&P SL20	▲	2,400.17
Daily Turnover		
Rs. 1,112.03 mn		

Foreign Purchases and Sales



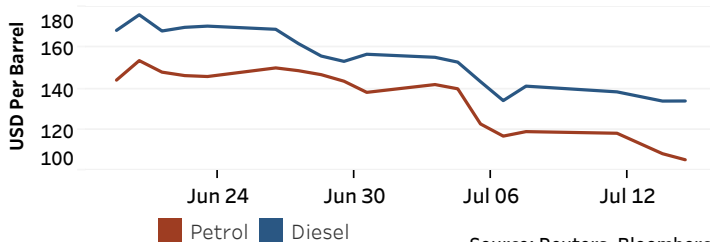
Source: Colombo Stock Exchange

Market Capitalisation	PE Ratio
Rs. 3,251.43 bn	4.8

Energy

Petroleum Products (USD per Barrel)

Crude Oil			Refined (Singapore Platts)		
18-Jul-22 *	14-Jul-22	15-Jul-22	15-Jul-22		
Brent	WTI	OPEC	Petrol	Diesel	Kerosene
100.89	96.89	102.66	105.23	133.98	133.54



Electricity Generation

	15-Jul-22
Total Energy (GWh)	40.33
Peak Demand (MW)	1,919.50

