



Real GDP: 2022 Q1 -1.6%

NCPI Y-o-Y Change: May

45.3%

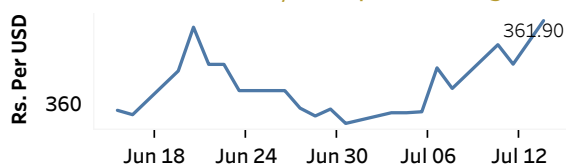
CCPI Y-o-Y Change: June

54.6%

### Exchange Rates

14-Jul-22	TT Buying	TT Selling
Rs. Per Unit		
USD	358.1456	368.7594
GBP	422.6970	439.7617
EUR	356.9477	371.6089
JPY	2.5780	2.6854

### Middle Rate of the USD/LKR Spot Exchange Rate



Source: Central Bank of Sri Lanka

### Gold Price

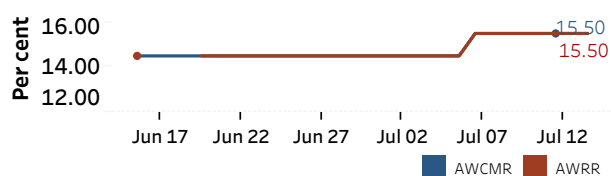


Source: Reuters

### Money Market

Policy Rates: SDF Rate: 14.50% SLF Rate: 15.50% Bank Rate: 18.50% SRR: 4.00%

#### Overnight Money Market Rates



12-Jul-22 14-Jul-22

Overnight Liquidity (Rs. bn) -361.37 -377.57

#### Yield Rates of T-Bills

	Primary Market 08-Jul-22	Secondary Market 12-Jul-22
91 Day	28.08	22.81
182 Day	28.74	23.15
364 Day	28.11	22.26

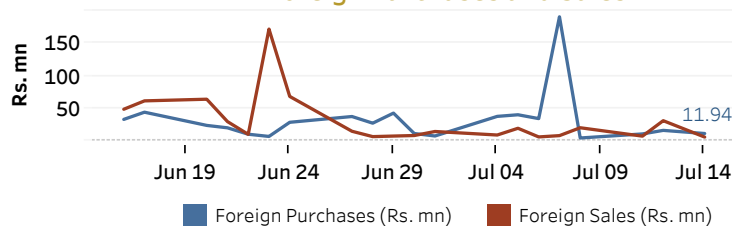
Source: Central Bank of Sri Lanka

### Share Market

	14-Jul-22
ASPI	7,318.24
S&P SL20	2,337.22
Daily Turnover	Rs.625.76 mn

Market Capitalisation	PE Ratio
Rs. 3,182.50 bn	4.7

#### Foreign Purchases and Sales

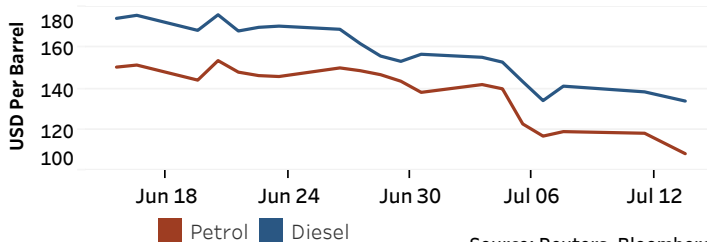


Source: Colombo Stock Exchange

### Energy

#### Petroleum Products (USD per Barrel)

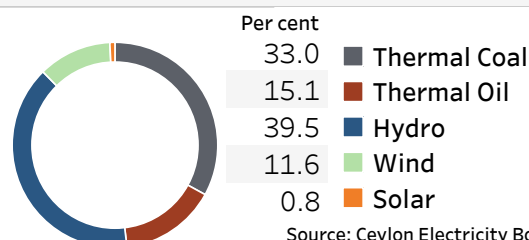
Crude Oil			Refined (Singapore Platts)		
15-Jul-22 *	12-Jul-22		14-Jul-22		
Brent	WTI	OPEC	Petrol	Diesel	Kerosene
99.39	95.84	106.86	108.20	133.94	133.22



Source: Reuters, Bloomberg

#### Electricity Generation

	14-Jul-22
Total Energy (GWh)	39.46
Peak Demand (MW)	2,064.10



Source: Ceylon Electricity Board