

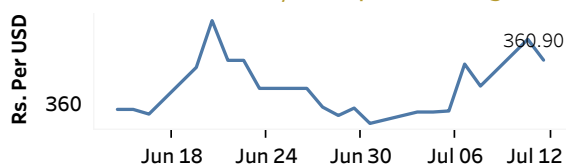


Real GDP: 2022 Q1 -1.6%    NCPI Y-o-Y Change: May 45.3%    CCPI Y-o-Y Change: June 54.6%

## Exchange Rates

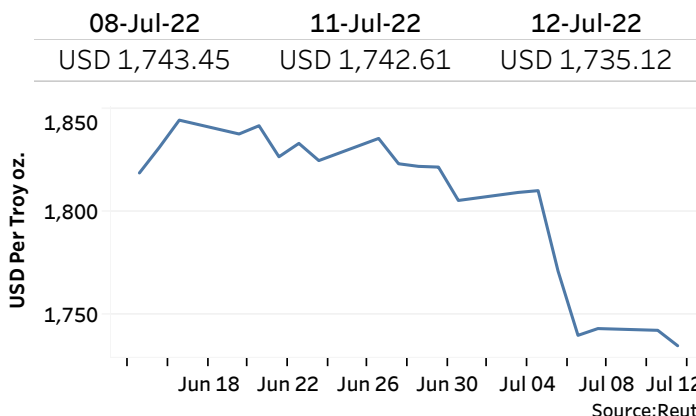
12-Jul-22	TT Buying	TT Selling
Rs. Per Unit		
USD	356.9558	368.3011
GBP	422.0525	439.0929
EUR	356.1345	370.7057
JPY	2.5880	2.6972

### Middle Rate of the USD/LKR Spot Exchange Rate



Source: Central Bank of Sri Lanka

## Gold Price

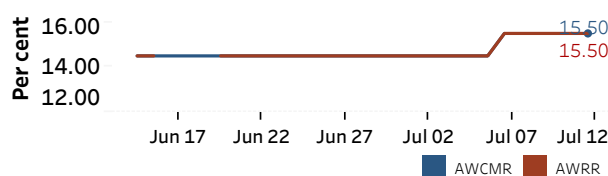


Source: Reuters

## Money Market

Policy Rates: SDF Rate: 14.50%    SLF Rate: 15.50%    Bank Rate: 18.50%    SRR: 4.00%

### Overnight Money Market Rates



11-Jul-22    12-Jul-22

Overnight Liquidity (Rs. bn)    -383.39    -361.37

### Yield Rates of T-Bills

	Primary Market	Secondary Market
	08-Jul-22	11-Jul-22
91 Day	28.08	22.81
182 Day	28.74	23.15
364 Day	28.11	22.26

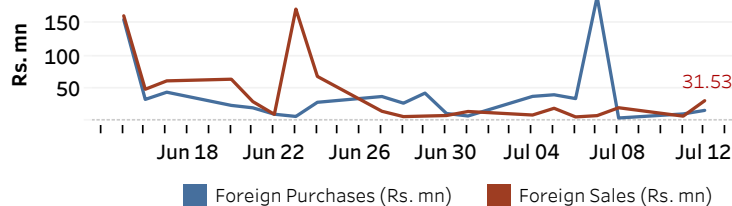
Source: Central Bank of Sri Lanka

## Share Market

12-Jul-22		
ASPI	▲	7,365.67
S&P SL20	▲	2,365.22
Daily Turnover		
Rs. 1,108.51 mn		

Market Capitalisation    PE Ratio  
Rs. 3,215.97 bn    4.8

### Foreign Purchases and Sales

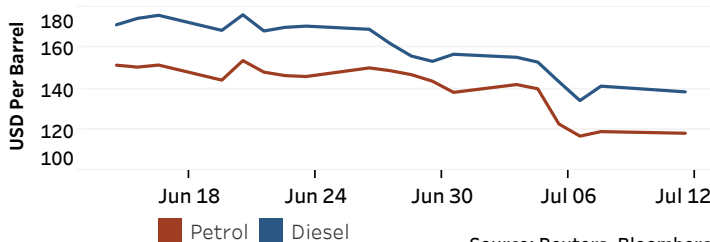


Source: Colombo Stock Exchange

## Energy

### Petroleum Products (USD per Barrel)

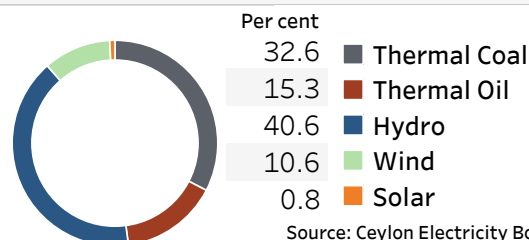
Crude Oil			Refined (Singapore Platts)		
14-Jul-22 *	05-Jul-22	12-Jul-22	Petrol	Diesel	Kerosene
Brent	WTI	OPEC	118.20	138.44	137.65
99.94	96.52	114.30			



Source: Reuters, Bloomberg

### Electricity Generation

12-Jul-22	
Total Energy (GWh)	39.99
Peak Demand (MW)	1,958.70



Source: Ceylon Electricity Board