

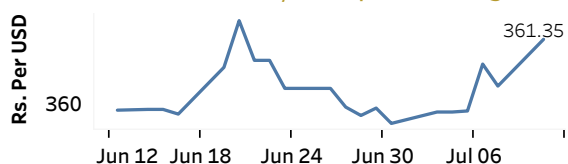


Real GDP: 2022 Q1 -1.6% NCPI Y-o-Y Change: May 45.3% CCPI Y-o-Y Change: June 54.6%

Exchange Rates

11-Jul-22	TT Buying	TT Selling
Rs. Per Unit		
USD	357.7933	368.3974
GBP	426.4513	443.4350
EUR	361.1691	375.5521
JPY	2.5979	2.7032

Middle Rate of the USD/LKR Spot Exchange Rate



Source: Central Bank of Sri Lanka

Gold Price

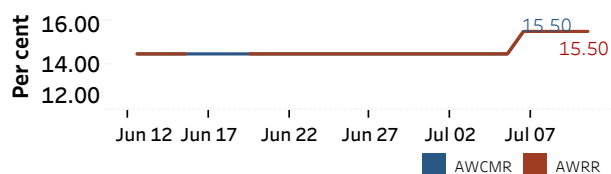


Source: Reuters

Money Market

Policy Rates: SDF Rate: 14.50% SLF Rate: 15.50% Bank Rate: 18.50% SRR: 4.00%

Overnight Money Market Rates



Yield Rates of T-Bills

	Primary Market	Secondary Market
	08-Jul-22	08-Jul-22
91 Day	28.08	22.81
182 Day	28.74	23.15
364 Day	28.11	22.26

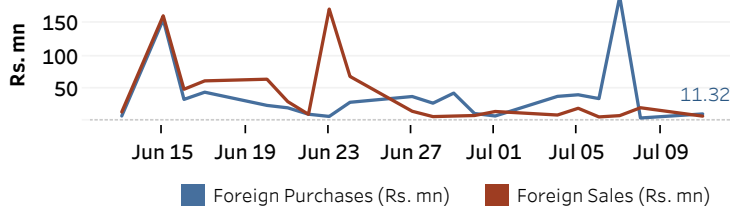
Source: Central Bank of Sri Lanka

	08-Jul-22	11-Jul-22
Overnight Liquidity (Rs. bn)	-495.70	-383.39

Share Market

	11-Jul-22
ASPI	7,302.15
S&P SL20	2,337.67
Daily Turnover	Rs.811.15 mn

Foreign Purchases and Sales



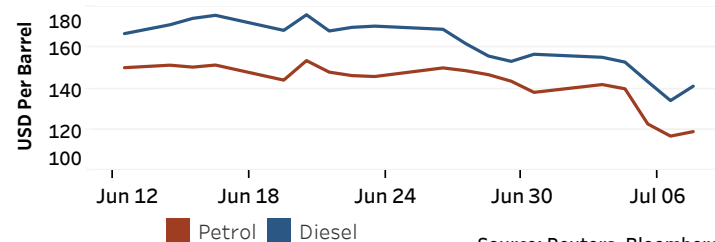
Source: Colombo Stock Exchange

Market Capitalisation	PE Ratio
Rs. 3,184.77 bn	4.7

Energy

Petroleum Products (USD per Barrel)

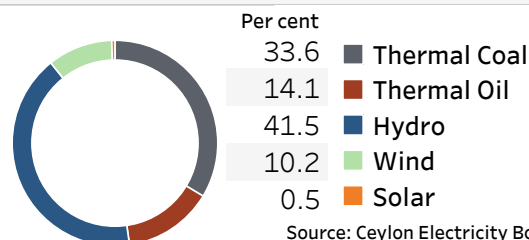
Crude Oil			Refined (Singapore Platts)		
12-Jul-22 *	05-Jul-22	08-Jul-22	05-Jul-22	08-Jul-22	08-Jul-22
Brent	WTI	OPEC	Petrol	Diesel	Kerosene
105.71	102.68	114.30	119.00	141.24	137.15



Source: Reuters, Bloomberg

Electricity Generation

	11-Jul-22
Total Energy (GWh)	38.49
Peak Demand (MW)	1,837.70



Source: Ceylon Electricity Board