



Real GDP: 2022 Q1 -1.6% NCPI Y-o-Y Change: May 45.3% CCPI Y-o-Y Change: June 54.6%

Exchange Rates

07-Jul-22	TT Buying	TT Selling
Rs. Per Unit		
USD	356.8065	368.0616
GBP	424.3051	441.2626
EUR	361.9959	376.9575
JPY	2.6162	2.7244

Middle Rate of the USD/LKR Spot Exchange Rate



Source: Central Bank of Sri Lanka

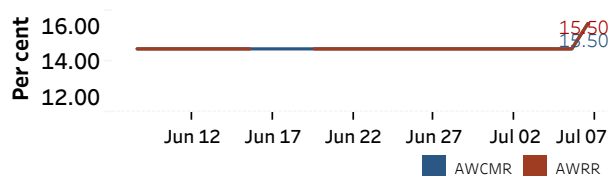


Source: Reuters

Money Market

Policy Rates: SDF Rate: 14.50% SLF Rate: 15.50% Bank Rate: 18.50% SRR: 4.00%

Overnight Money Market Rates



	06-Jul-22	07-Jul-22
Overnight Liquidity (Rs. bn)	-516.25	-491.46

Yield Rates of T-Bills

	Primary Market 01-Jul-22	Secondary Market 06-Jul-22
91 Day	23.85	22.81
182 Day	24.40	23.15
364 Day	23.84	22.26

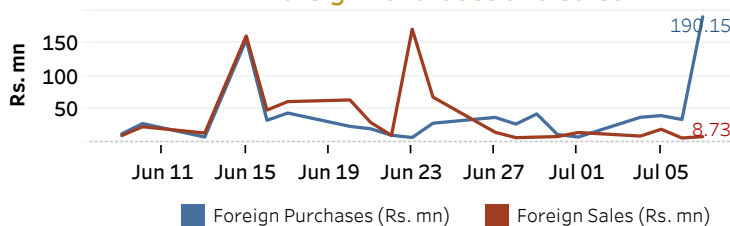
Source: Central Bank of Sri Lanka

Share Market

	07-Jul-22
ASPI	7,057.86
S&P SL20	2,228.99
Daily Turnover	Rs. 791.48 mn

Market Capitalisation	PE Ratio
Rs. 3,056.41 bn	4.5

Foreign Purchases and Sales

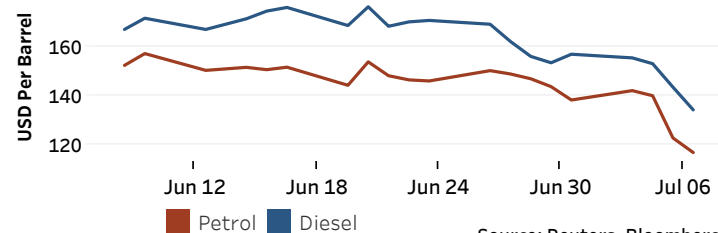


Source: Colombo Stock Exchange

Energy

Petroleum Products (USD per Barrel)

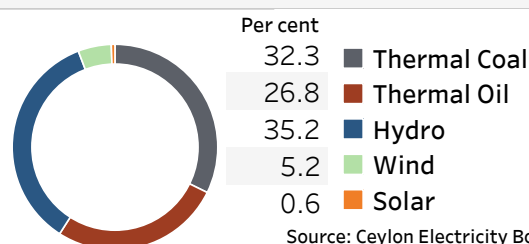
Crude Oil			Refined (Singapore Platts)		
08-Jul-22 *	05-Jul-22	07-Jul-22	08-Jul-22 *	05-Jul-22	07-Jul-22
Brent	WTI	OPEC	Petrol	Diesel	Kerosene
104.52	102.60	114.30	116.80	134.17	131.12



Source: Reuters, Bloomberg

Electricity Generation

	07-Jul-22
Total Energy (GWh)	40.58
Peak Demand (MW)	1,875.60



Source: Ceylon Electricity Board