



Real GDP: 2022 Q1 -1.6% NCPI Y-o-Y Change: May 45.3% CCPI Y-o-Y Change: June 54.6%

Exchange Rates

06-Jul-22	TT Buying	TT Selling
Rs. Per Unit		
USD	356.0489	367.3317
GBP	424.0210	440.9690
EUR	363.8622	378.4300
JPY	2.6183	2.7280

Middle Rate of the USD/LKR Spot Exchange Rate



Source: Central Bank of Sri Lanka

Gold Price

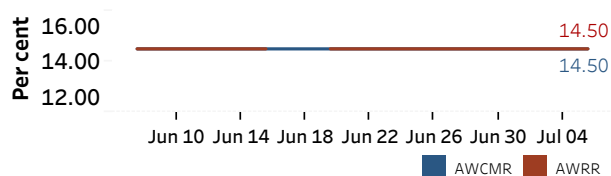


Source: Reuters

Money Market

Policy Rates: SDF Rate: 13.50% SLF Rate: 14.50% Bank Rate: 17.50% SRR: 4.00%

Overnight Money Market Rates



05-Jul-22 06-Jul-22

Overnight Liquidity (Rs. bn) -520.58 -516.25

Yield Rates of T-Bills

	Primary Market	Secondary Market
	01-Jul-22	05-Jul-22
91 Day	23.85	22.81
182 Day	24.40	21.65
364 Day	23.84	22.26

Source: Central Bank of Sri Lanka

Share Market

	06-Jul-22
ASPI	7,117.35
S&P SL20	2,247.04

Daily Turnover

Rs.982.28 mn

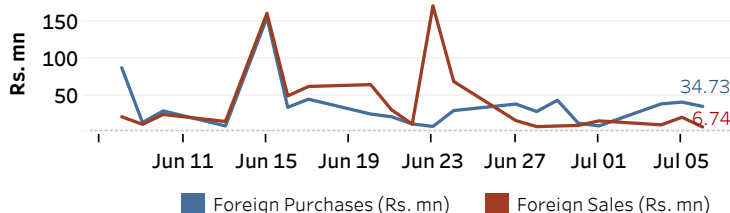
Market Capitalisation

Rs. 3,077.16 bn

PE Ratio

4.6

Foreign Purchases and Sales

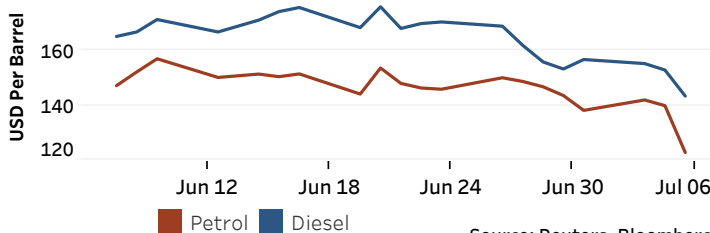


Source: Colombo Stock Exchange

Energy

Petroleum Products (USD per Barrel)

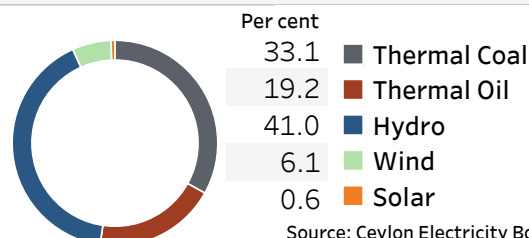
Crude Oil			Refined (Singapore Platts)		
07-Jul-22 *	05-Jul-22	06-Jul-22	07-Jul-22 *	05-Jul-22	06-Jul-22
Brent	WTI	OPEC	Petrol	Diesel	Kerosene
98.56	96.69	114.30	122.75	143.44	140.83



Source: Reuters, Bloomberg

Electricity Generation

	06-Jul-22
Total Energy (GWh)	39.59
Peak Demand (MW)	1,834.30



Source: Ceylon Electricity Board