



Real GDP: 2022 Q1 -1.6%

NCPI Y-o-Y Change: May

45.3%

CCPI Y-o-Y Change: June

54.6%

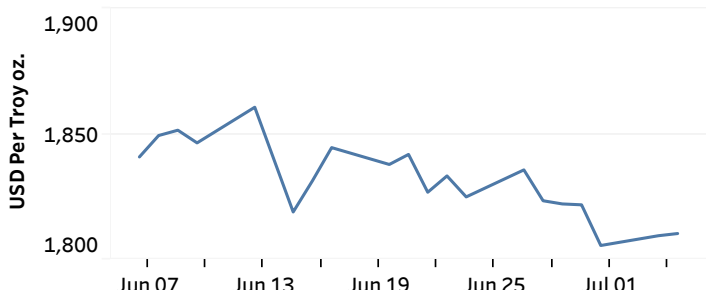
### Exchange Rates

05-Jul-22	TT Buying	TT Selling
Rs. Per Unit		
USD	355.9533	367.2998
GBP	429.0681	446.3443
EUR	369.4935	384.5648
JPY	2.5993	2.7116

### Middle Rate of the USD/LKR Spot Exchange Rate



Source: Central Bank of Sri Lanka

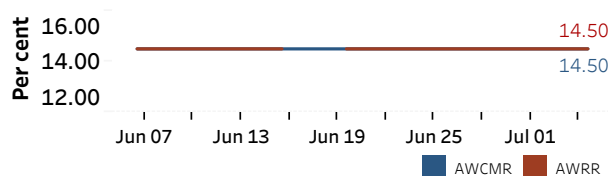


Source: Reuters

### Money Market

Policy Rates: SDF Rate: 13.50% SLF Rate: 14.50% Bank Rate: 17.50% SRR: 4.00%

### Overnight Money Market Rates



04-Jul-22 05-Jul-22

Overnight Liquidity (Rs. bn) -503.98 -520.58

### Yield Rates of T-Bills

	Primary Market	Secondary Market
	01-Jul-22	04-Jul-22
91 Day	23.85	22.81
182 Day	24.40	21.65
364 Day	23.84	22.26

Source: Central Bank of Sri Lanka

### Share Market

	05-Jul-22
ASPI	7,238.59
S&P SL20	2,293.24
Daily Turnover	Rs.916.27 mn

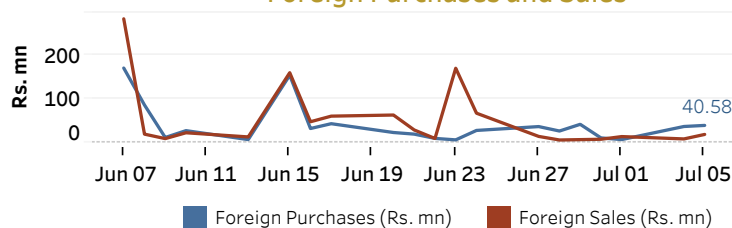
Market Capitalisation

Rs. 3,134.31 bn

PE Ratio

4.7

### Foreign Purchases and Sales

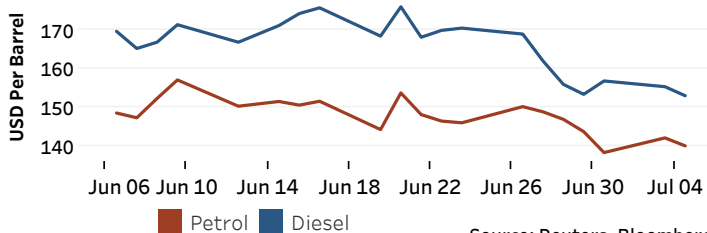


Source: Colombo Stock Exchange

### Energy

#### Petroleum Products (USD per Barrel)

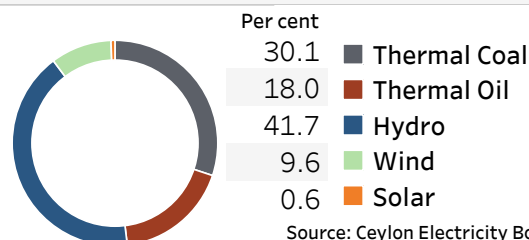
Crude Oil			Refined (Singapore Platts)		
06-Jul-22 *	04-Jul-22	05-Jul-22	Petrol	Diesel	Kerosene
Brent	WTI	OPEC	139.94	152.99	147.99
104.85	101.07	115.30			



Source: Reuters, Bloomberg

#### Electricity Generation

	05-Jul-22
Total Energy (GWh)	38.90
Peak Demand (MW)	1,845.20



Source: Ceylon Electricity Board