



Real GDP: 2022 Q1 -1.6%

NCPI Y-o-Y Change: May

45.3%

CCPI Y-o-Y Change: June

54.6%

Exchange Rates

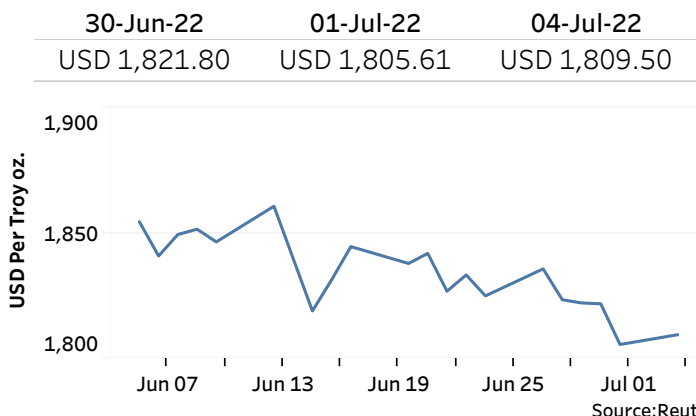
04-Jul-22		
Rs. Per Unit	TT Buying	TT Selling
USD	356.5951	367.3155
GBP	428.8674	445.8337
EUR	369.7670	384.5245
JPY	2.6197	2.7321

Middle Rate of the USD/LKR Spot Exchange Rate



Source: Central Bank of Sri Lanka

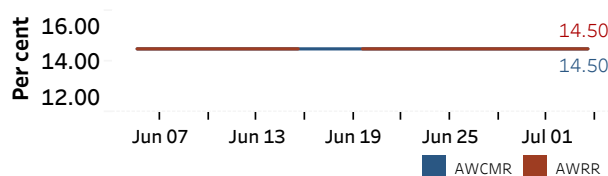
Gold Price



Money Market

Policy Rates: SDF Rate: 13.50% SLF Rate: 14.50% Bank Rate: 17.50% SRR: 4.00%

Overnight Money Market Rates



Yield Rates of T-Bills

	Primary Market	Secondary Market
	01-Jul-22	01-Jul-22
91 Day	23.85	22.81
182 Day	24.40	21.65
364 Day	23.84	22.26

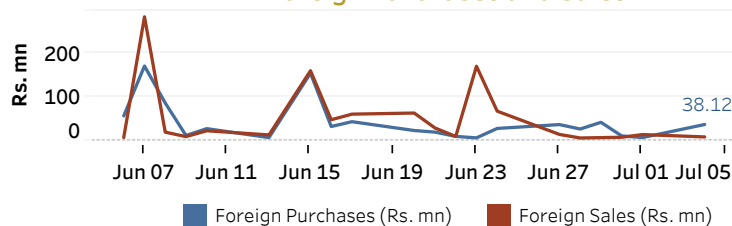
Source: Central Bank of Sri Lanka

	01-Jul-22	04-Jul-22
Overnight Liquidity (Rs. bn)	-518.84	-503.98

Share Market

04-Jul-22		
ASPI	▼	7,359.55
S&P SL20	▼	2,345.08
Daily Turnover		
Rs. 1,309.63 mn		

Foreign Purchases and Sales



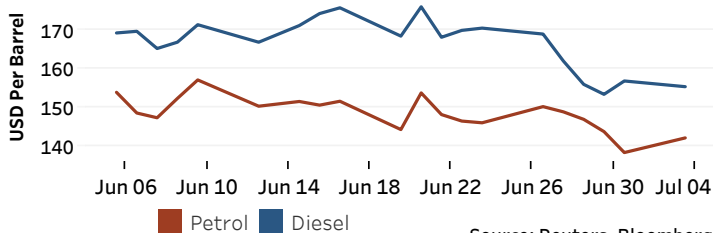
Source: Colombo Stock Exchange

Market Capitalisation	PE Ratio
Rs. 3,188.44 bn	4.8

Energy

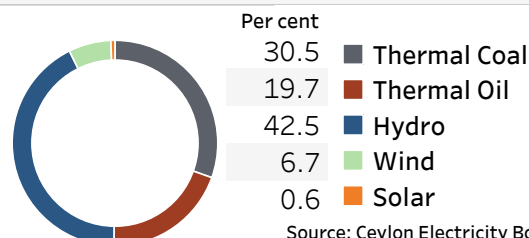
Petroleum Products (USD per Barrel)

Crude Oil			Refined (Singapore Platts)		
05-Jul-22 *		01-Jul-22	04-Jul-22		
Brent	WTI	OPEC	Petrol	Diesel	Kerosene
114.35	111.02	113.20	142.02	155.35	152.92



Electricity Generation

	04-Jul-22
Total Energy (GWh)	38.02
Peak Demand (MW)	1,843.20



Source: Ceylon Electricity Board