

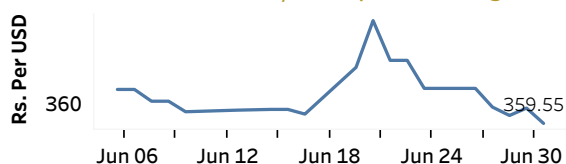


Real GDP: 2022 Q1 -1.6%    NCPI Y-o-Y Change: May 45.3%    CCPI Y-o-Y Change: June 54.6%

## Exchange Rates

01-Jul-22	TT Buying	TT Selling
Rs. Per Unit		
USD	356.4236	367.2423
GBP	429.7996	447.0689
EUR	370.5221	385.4075
JPY	2.6149	2.7259

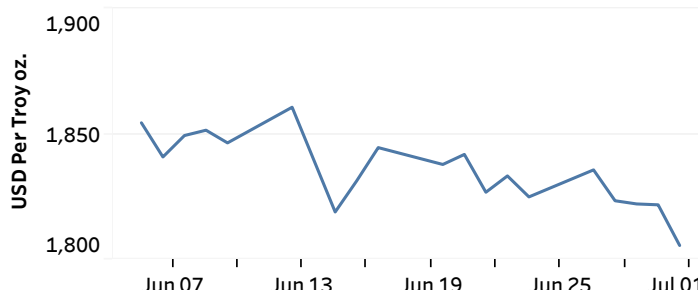
### Middle Rate of the USD/LKR Spot Exchange Rate



Source: Central Bank of Sri Lanka

## Gold Price

29-Jun-22	30-Jun-22	01-Jul-22
USD 1,822.15	USD 1,821.80	USD 1,805.61

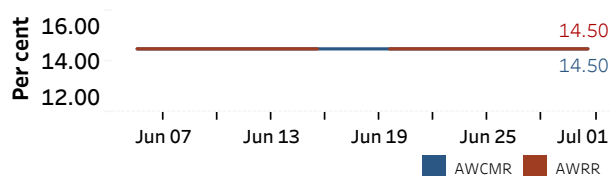


Source: Reuters

## Money Market

Policy Rates: SDF Rate: 13.50%    SLF Rate: 14.50%    Bank Rate: 17.50%    SRR: 4.00%

### Overnight Money Market Rates



	30-Jun-22	01-Jul-22
Overnight Liquidity (Rs. bn)	-522.78	-518.84

### Yield Rates of T-Bills

	Primary Market 24-Jun-22	Secondary Market 30-Jun-22
91 Day	20.73	20.27
182 Day	21.90	21.71
364 Day	22.04	22.26

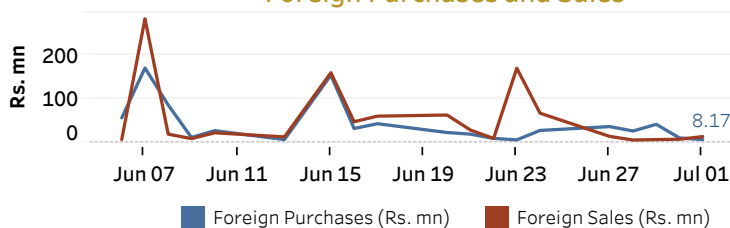
Source: Central Bank of Sri Lanka

## Share Market

	01-Jul-22
ASPI	7,457.48
S&P SL20	2,380.36
Daily Turnover	Rs. 1,429.96 mn

Market Capitalisation	PE Ratio
Rs. 3,232.60 bn	4.8

### Foreign Purchases and Sales

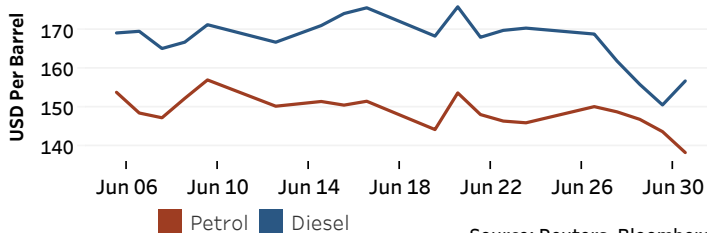


Source: Colombo Stock Exchange

## Energy

### Petroleum Products (USD per Barrel)

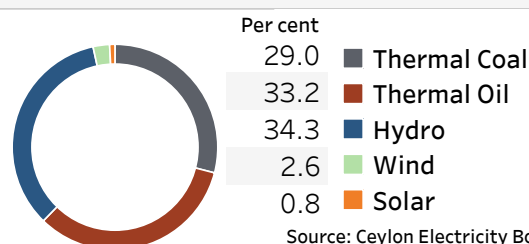
Crude Oil			Refined (Singapore Platts)		
04-Jul-22 *	30-Jun-22	01-Jul-22	Petrol	Diesel	Kerosene
Brent	WTI	OPEC	138.20	156.84	152.20
110.75	107.66	115.61			



Source: Reuters, Bloomberg

### Electricity Generation

	01-Jul-22
Total Energy (GWh)	40.47
Peak Demand (MW)	1,974.00



Source: Ceylon Electricity Board