



Real GDP: 2022 Q1 -1.6%

NCPI Y-o-Y Change: May 45.3%

45.3%

CCPI Y-o-Y Change: June 54.6%

54.6%

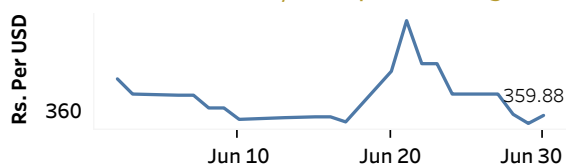
Exchange Rates

30-Jun-22	TT Buying	TT Selling
Rs. Per Unit		
USD	355.7601	367.1246
GBP	430.0380	447.0248
EUR	370.4145	385.1851
JPY	2.5919	2.7006

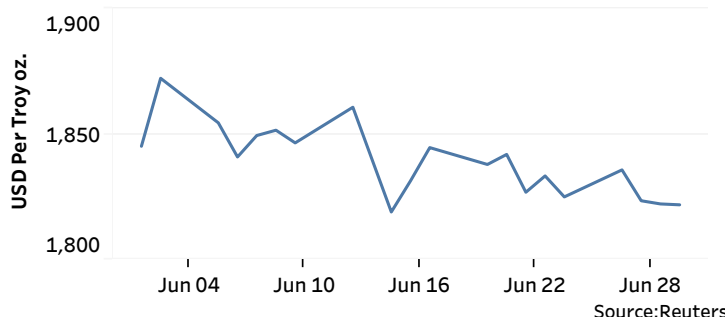
Gold Price

28-Jun-22	29-Jun-22	30-Jun-22
USD 1,823.41	USD 1,822.15	USD 1,821.80

Middle Rate of the USD/LKR Spot Exchange Rate



Source: Central Bank of Sri Lanka

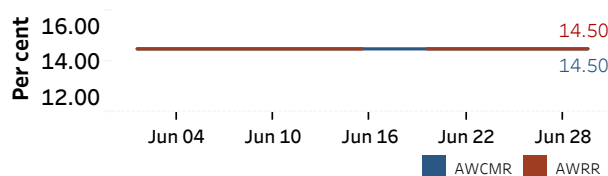


Source: Reuters

Money Market

Policy Rates: SDF Rate: 13.50% SLF Rate: 14.50% Bank Rate: 17.50% SRR: 4.00%

Overnight Money Market Rates



29-Jun-22 30-Jun-22

Overnight Liquidity (Rs. bn) -467.89 -522.78

Yield Rates of T-Bills

	Primary Market	Secondary Market
	24-Jun-22	29-Jun-22
91 Day	20.73	20.34
182 Day	21.90	21.71
364 Day	22.04	21.55

Source: Central Bank of Sri Lanka

Share Market

	30-Jun-22
ASPI	7,342.33
S&P SL20	2,334.36
Daily Turnover	Rs. 785.40 mn

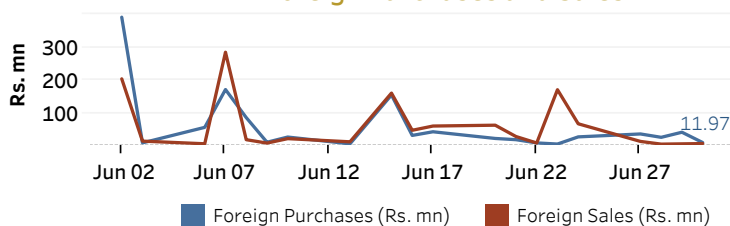
Market Capitalisation

Rs. 3,184.16 bn

PE Ratio

4.7

Foreign Purchases and Sales

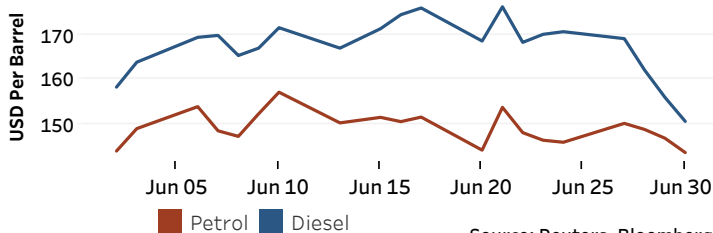


Source: Colombo Stock Exchange

Energy

Petroleum Products (USD per Barrel)

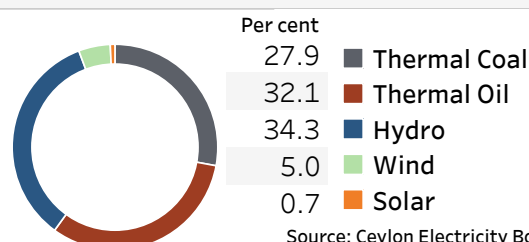
Crude Oil			Refined (Singapore Platts)		
01-Jul-22 *	29-Jun-22	30-Jun-22	Petrol	Diesel	Kerosene
Brent	WTI	OPEC	143.65	150.60	153.36
109.89	106.51	117.64			



Source: Reuters, Bloomberg

Electricity Generation

	30-Jun-22
Total Energy (GWh)	42.09
Peak Demand (MW)	1,937.80



Source: Ceylon Electricity Board