

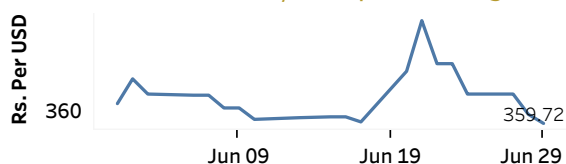


Real GDP: 2022 Q1 -1.6% NCPI Y-o-Y Change: May 45.3% CCPI Y-o-Y Change: May 39.1%

Exchange Rates

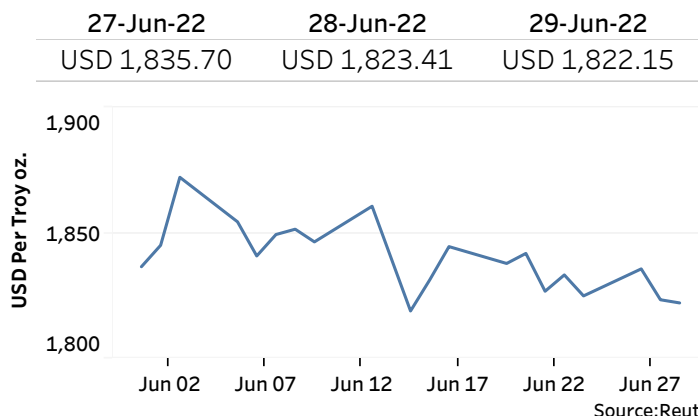
29-Jun-22	TT Buying	TT Selling
Rs. Per Unit		
USD	355.8173	367.0703
GBP	432.5695	449.6337
EUR	373.1221	387.9804
JPY	2.5983	2.7100

Middle Rate of the USD/LKR Spot Exchange Rate



Source: Central Bank of Sri Lanka

Gold Price

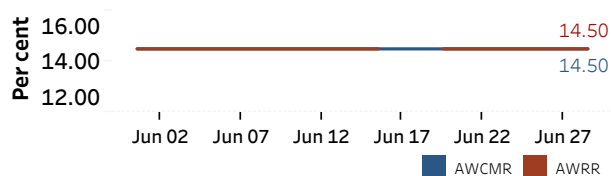


Source: Reuters

Money Market

Policy Rates: SDF Rate: 13.50% SLF Rate: 14.50% Bank Rate: 17.50% SRR: 4.00%

Overnight Money Market Rates



Yield Rates of T-Bills

	Primary Market	Secondary Market
	24-Jun-22	28-Jun-22
91 Day	20.73	20.34
182 Day	21.90	21.71
364 Day	22.04	21.55

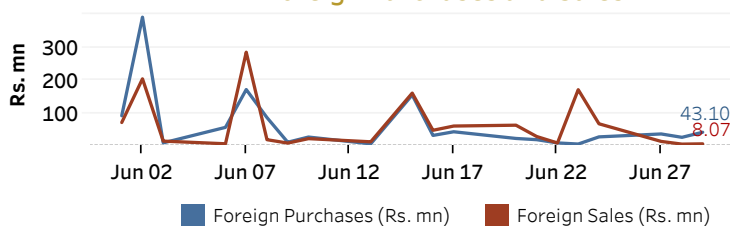
	28-Jun-22	29-Jun-22
Overnight Liquidity (Rs. bn)	-491.85	-467.89

Source: Central Bank of Sri Lanka

Share Market

	29-Jun-22
ASPI	7,365.92
S&P SL20	2,350.28
Daily Turnover	Rs. 778.67 mn

Foreign Purchases and Sales



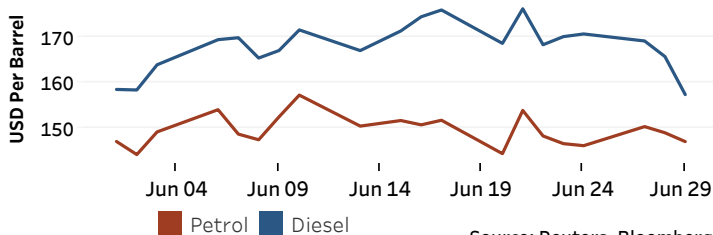
Source: Colombo Stock Exchange

Market Capitalisation	PE Ratio
Rs. 3,196.03 bn	4.8

Energy

Petroleum Products (USD per Barrel)

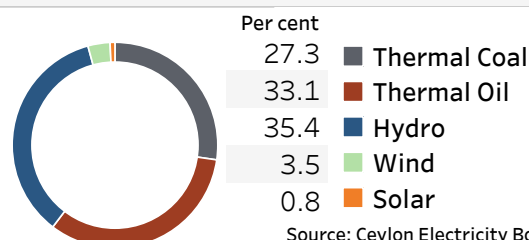
Crude Oil			Refined (Singapore Platts)		
30-Jun-22 *	28-Jun-22	29-Jun-22	Petrol	Diesel	Kerosene
Brent	WTI	OPEC	146.85	157.22	155.96
115.84	109.97	117.55			



Source: Reuters, Bloomberg

Electricity Generation

	29-Jun-22
Total Energy (GWh)	42.90
Peak Demand (MW)	2,036.30



Source: Ceylon Electricity Board