



Real GDP: 2022 Q1 -1.6%

NCPI Y-o-Y Change: May 45.3%

45.3%

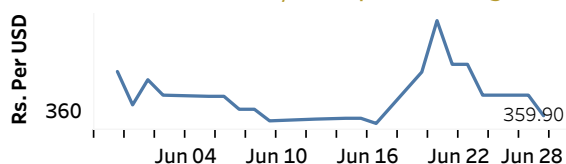
CCPI Y-o-Y Change: May 39.1%

39.1%

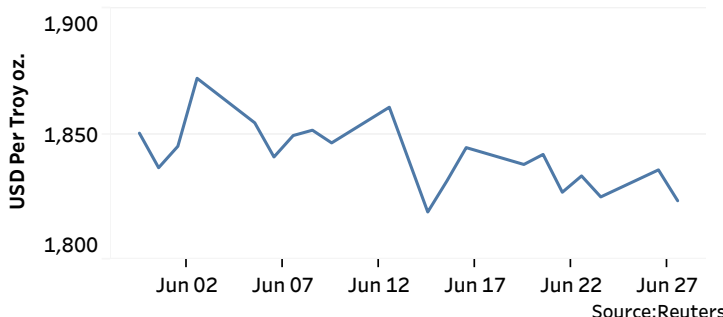
Exchange Rates

28-Jun-22	TT Buying	TT Selling
Rs. Per Unit		
USD	356.0634	367.2255
GBP	435.0488	452.1949
EUR	374.9720	389.8785
JPY	2.6185	2.7277

Middle Rate of the USD/LKR Spot Exchange Rate



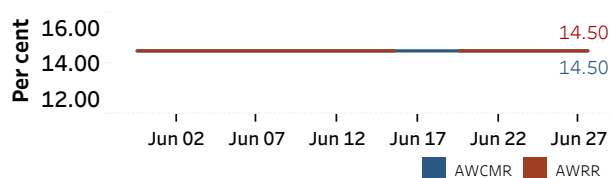
Source: Central Bank of Sri Lanka



Money Market

Policy Rates: SDF Rate: 13.50% SLF Rate: 14.50% Bank Rate: 17.50% SRR: 4.00%

Overnight Money Market Rates



Overnight Liquidity (Rs. bn)	27-Jun-22	28-Jun-22
	-473.34	-491.85

Yield Rates of T-Bills

	Primary Market	Secondary Market
	24-Jun-22	27-Jun-22
91 Day	20.73	20.34
182 Day	21.90	21.71
364 Day	22.04	21.55

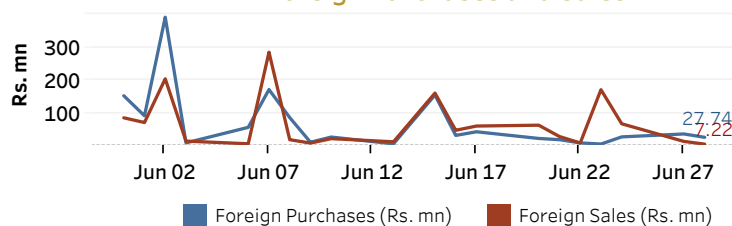
Source: Central Bank of Sri Lanka

Share Market

	28-Jun-22
ASPI	7,312.66
S&P SL20	2,336.44
Daily Turnover	Rs.815.33 mn

Market Capitalisation	PE Ratio
Rs. 3,163.25 bn	4.7

Foreign Purchases and Sales

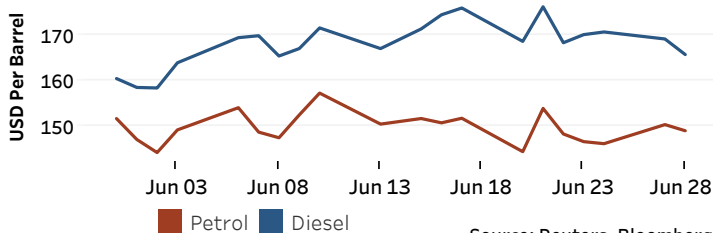


Source: Colombo Stock Exchange

Energy

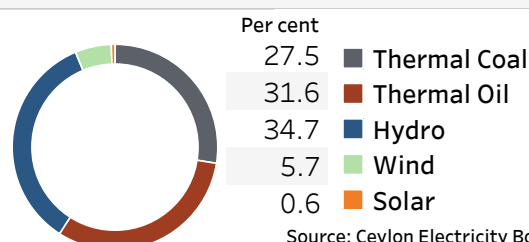
Petroleum Products (USD per Barrel)

Crude Oil			Refined (Singapore Platts)		
29-Jun-22 *	27-Jun-22	28-Jun-22			
Brent	WTI	OPEC	Petrol	Diesel	Kerosene
117.65	111.54	114.88	148.80	165.61	162.03



Electricity Generation

	28-Jun-22
Total Energy (GWh)	42.63
Peak Demand (MW)	2,035.90



Source: Ceylon Electricity Board