

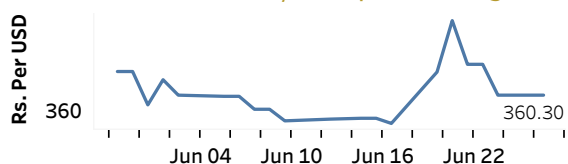


Real GDP: 2021 3.7% NCPI Y-o-Y Change: May 45.3% CCPI Y-o-Y Change: May 39.1%

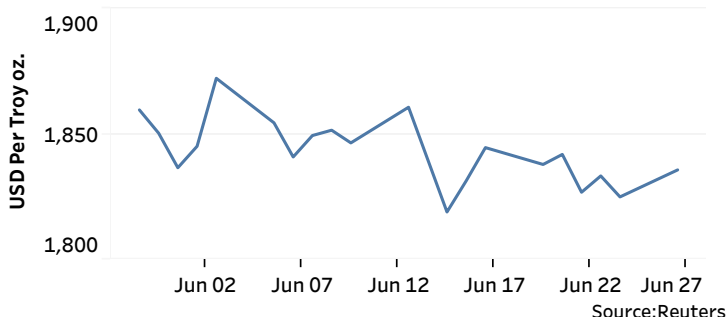
Exchange Rates

27-Jun-22	TT Buying	TT Selling
Rs. Per Unit		
USD	356.2373	367.4039
GBP	435.4981	452.7893
EUR	374.6052	389.4918
JPY	2.6299	2.7394

Middle Rate of the USD/LKR Spot Exchange Rate



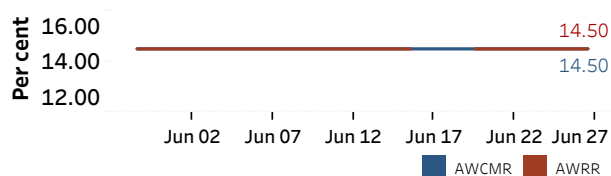
Source: Central Bank of Sri Lanka



Money Market

Policy Rates: SDF Rate: 13.50% SLF Rate: 14.50% Bank Rate: 17.50% SRR: 4.00%

Overnight Money Market Rates



Yield Rates of T-Bills

	Primary Market	Secondary Market
	24-Jun-22	24-Jun-22
91 Day	20.73	20.34
182 Day	21.90	21.71
364 Day	22.04	21.55

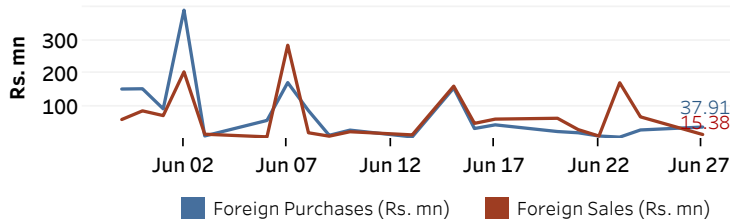
	24-Jun-22	27-Jun-22
Overnight Liquidity (Rs. bn)	-489.70	-473.34

Source: Central Bank of Sri Lanka

Share Market

	27-Jun-22
ASPI	7,451.91
S&P SL20	2,381.09
Daily Turnover	Rs. 1,423.37 mn

Foreign Purchases and Sales



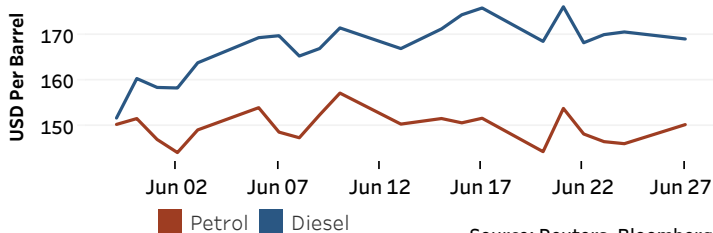
Source: Colombo Stock Exchange

Market Capitalisation	PE Ratio
Rs. 3,232.10 bn	4.8

Energy

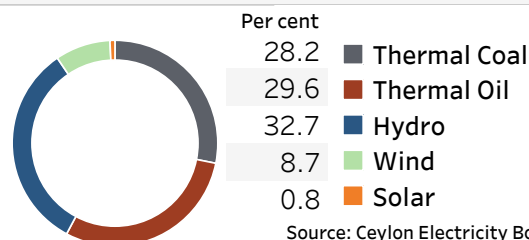
Petroleum Products (USD per Barrel)

Crude Oil			Refined (Singapore Platts)		
28-Jun-22 *	24-Jun-22	27-Jun-22			
Brent	WTI	OPEC	Petrol	Diesel	Kerosene
115.90	110.34	112.35	150.16	169.05	163.41



Electricity Generation

	27-Jun-22
Total Energy (GWh)	41.68
Peak Demand (MW)	1,979.70



Source: Ceylon Electricity Board