



Real GDP: 2021 3.7%

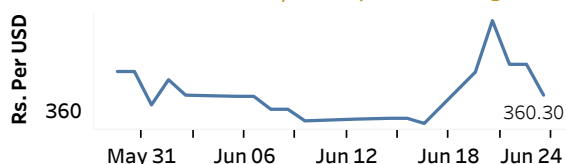
NCPI Y-o-Y Change: May 45.3%

CCPI Y-o-Y Change: May 39.1%

Exchange Rates

24-Jun-22	TT Buying	TT Selling
Rs. Per Unit		
USD	356.1255	367.1686
GBP	435.4689	452.6187
EUR	373.2903	388.4167
JPY	2.6276	2.7395

Middle Rate of the USD/LKR Spot Exchange Rate



Source: Central Bank of Sri Lanka

Gold Price

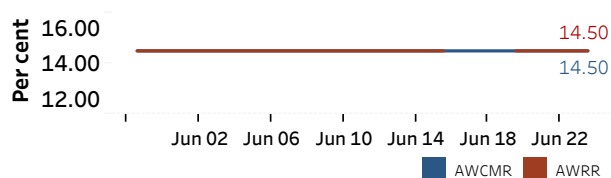


Source: Reuters

Money Market

Policy Rates: SDF Rate: 13.50% SLF Rate: 14.50% Bank Rate: 17.50% SRR: 4.00%

Overnight Money Market Rates



Yield Rates of T-Bills

	Primary Market 17-Jun-22	Secondary Market 23-Jun-22
91 Day	20.73	20.49
182 Day	21.90	22.78
364 Day	22.04	21.74

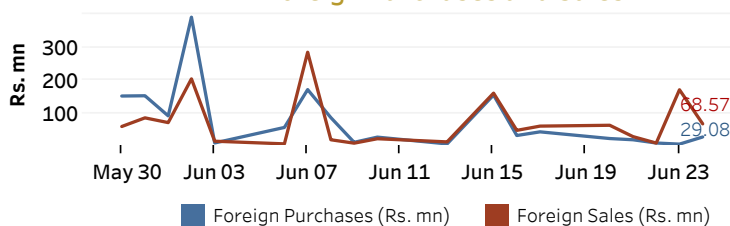
	23-Jun-22	24-Jun-22
Overnight Liquidity (Rs. bn)	-509.36	-489.70

Source: Central Bank of Sri Lanka

Share Market

24-Jun-22	
ASPI	7,651.19
S&P SL20	2,470.19
Daily Turnover	Rs. 1,245.55 mn

Foreign Purchases and Sales



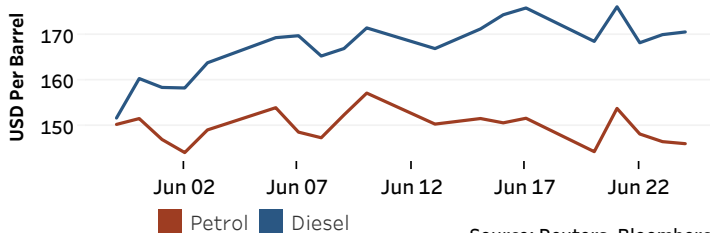
Source: Colombo Stock Exchange

Market Capitalisation	PE Ratio
Rs. 3,343.40 bn	5.0

Energy

Petroleum Products (USD per Barrel)

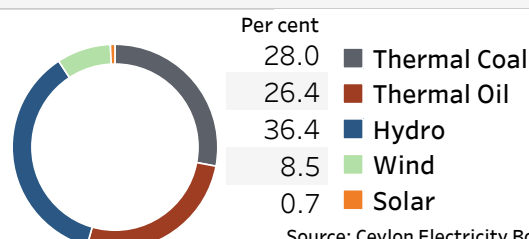
Crude Oil			Refined (Singapore Platts)		
27-Jun-22 *	23-Jun-22	24-Jun-22			
Brent	WTI	OPEC	Petrol	Diesel	Kerosene
111.96	106.40	111.09	145.95	170.60	167.34



Source: Reuters, Bloomberg

Electricity Generation

	24-Jun-22
Total Energy (GWh)	41.87
Peak Demand (MW)	1,983.10



Source: Ceylon Electricity Board