



Real GDP: 2021 3.7%

NCPI Y-o-Y Change: May 45.3%

CCPI Y-o-Y Change: May 39.1%

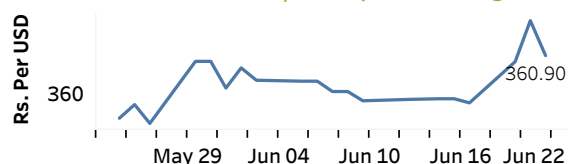
### Exchange Rates

22-Jun-22	TT Buying	TT Selling
Rs. Per Unit		
USD	356.4424	367.1121
GBP	434.5470	451.1550
EUR	373.0293	387.4586
JPY	2.6056	2.7106

### Gold Price

20-Jun-22	21-Jun-22	22-Jun-22
USD 1,837.86	USD 1,841.86	USD 1,826.80

#### Middle Rate of the USD/LKR Spot Exchange Rate



Source: Central Bank of Sri Lanka

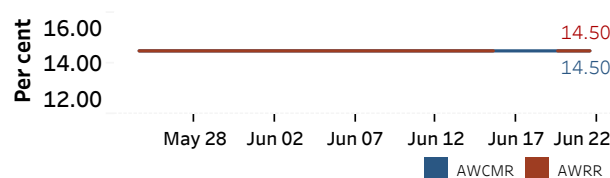


Source: Reuters

### Money Market

Policy Rates: SDF Rate: 13.50% SLF Rate: 14.50% Bank Rate: 17.50% SRR: 4.00%

#### Overnight Money Market Rates



#### Yield Rates of T-Bills

	Primary Market	Secondary Market
	17-Jun-22	21-Jun-22
91 Day	20.73	20.49
182 Day	21.90	22.78
364 Day	22.04	21.74

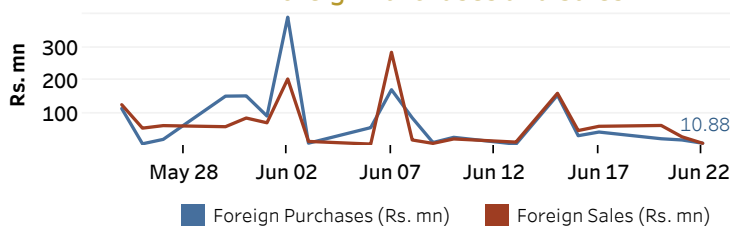
	21-Jun-22	22-Jun-22
Overnight Liquidity (Rs. bn)	-511.12	-508.15

Source: Central Bank of Sri Lanka

### Share Market

	22-Jun-22
ASPI	7,512.15
S&P SL20	2,409.81
Daily Turnover	Rs. 690.48 mn

#### Foreign Purchases and Sales



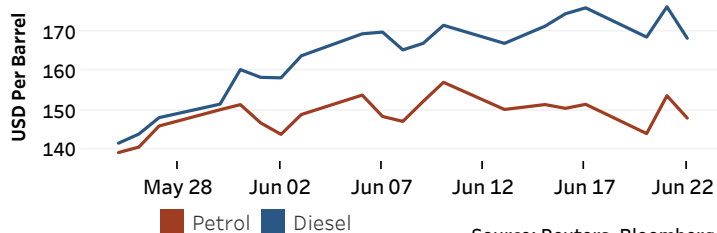
Source: Colombo Stock Exchange

Market Capitalisation	PE Ratio
Rs. 3,247.00 bn	4.8

### Energy

#### Petroleum Products (USD per Barrel)

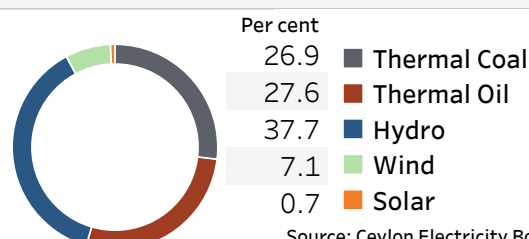
Crude Oil			Refined (Singapore Platts)		
23-Jun-22 *	21-Jun-22	22-Jun-22	21-Jun-22	22-Jun-22	22-Jun-22
Brent	WTI	OPEC	Petrol	Diesel	Kerosene
109.43	103.75	115.97	148.09	168.22	164.95



Source: Reuters, Bloomberg

#### Electricity Generation

	22-Jun-22
Total Energy (GWh)	42.49
Peak Demand (MW)	2,107.80



Source: Ceylon Electricity Board