



Real GDP: 2021 3.7%

NCPI Y-o-Y Change: May

45.3%

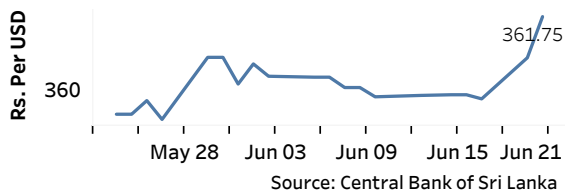
CCPI Y-o-Y Change: May

39.1%

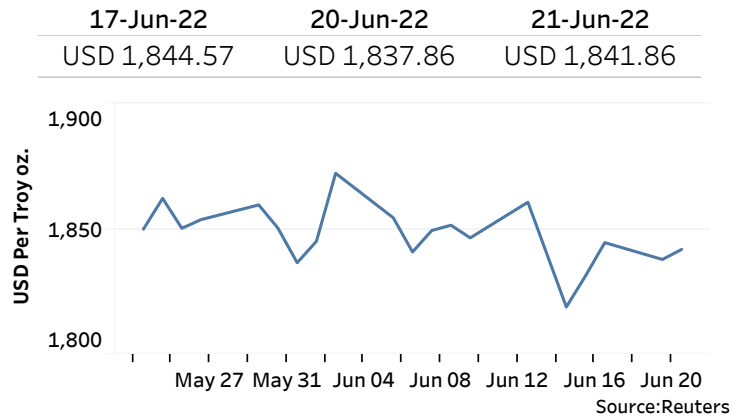
Exchange Rates

21-Jun-22	TT Buying	TT Selling
Rs. Per Unit		
USD	357.2826	367.7352
GBP	436.3430	453.1353
EUR	374.2899	388.9160
JPY	2.6308	2.7370

Middle Rate of the USD/LKR Spot Exchange Rate



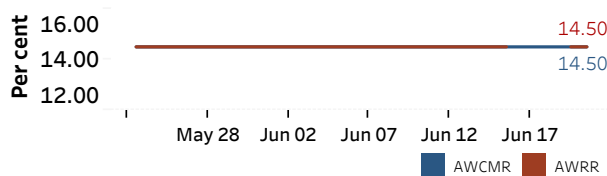
Gold Price



Money Market

Policy Rates: SDF Rate: 13.50% SLF Rate: 14.50% Bank Rate: 17.50% SRR: 4.00%

Overnight Money Market Rates



	20-Jun-22	21-Jun-22
Overnight Liquidity (Rs. bn)	-496.57	-511.12

Yield Rates of T-Bills

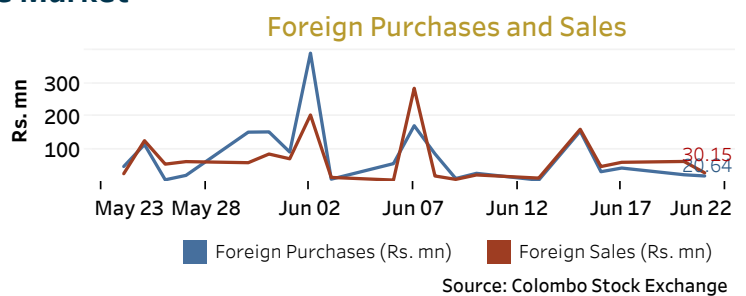
	Primary Market	Secondary Market
	17-Jun-22	20-Jun-22
91 Day	20.73	20.42
182 Day	21.90	22.78
364 Day	22.04	21.74

Source: Central Bank of Sri Lanka

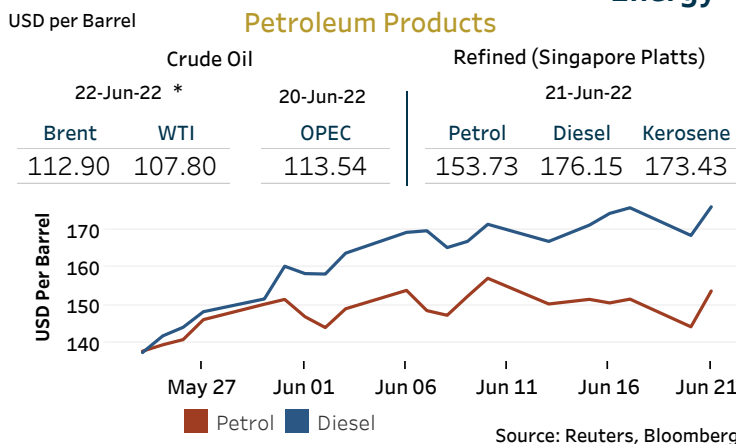
Share Market

	21-Jun-22
ASPI	7,502.28
S&P SL20	2,400.57
Daily Turnover	Rs. 760.55 mn

Market Capitalisation	PE Ratio
Rs. 3,244.34 bn	4.8



Energy



Electricity Generation

	21-Jun-22
Total Energy (GWh)	42.09
Peak Demand (MW)	2,019.40

