



Real GDP: 2021 3.7%

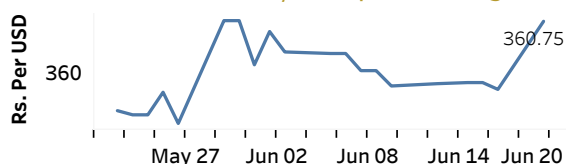
NCPI Y-o-Y Change: April 33.8%

CCPI Y-o-Y Change: May 39.1%

### Exchange Rates

20-Jun-22	TT Buying	TT Selling
Rs. Per Unit		
USD	356.2897	366.8380
GBP	433.6026	450.3472
EUR	372.9539	387.4353
JPY	2.6272	2.7335

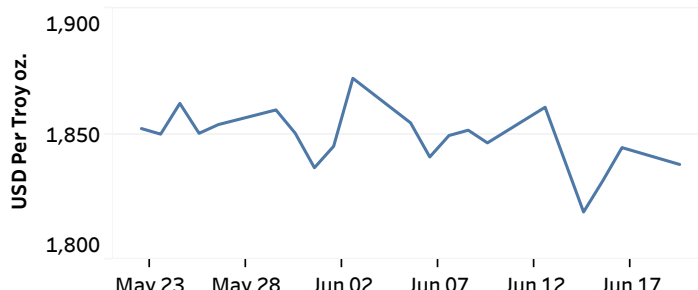
### Middle Rate of the USD/LKR Spot Exchange Rate



Source: Central Bank of Sri Lanka

### Gold Price

16-Jun-22	17-Jun-22	20-Jun-22
USD 1,831.34	USD 1,844.57	USD 1,837.86

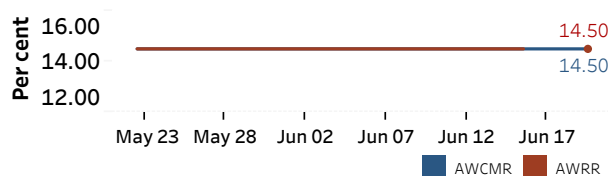


Source: Reuters

### Money Market

Policy Rates: SDF Rate: 13.50% SLF Rate: 14.50% Bank Rate: 17.50% SRR: 4.00%

#### Overnight Money Market Rates



#### Yield Rates of T-Bills

	Primary Market	Secondary Market
	17-Jun-22	17-Jun-22
91 Day	20.73	20.45
182 Day	21.90	22.78
364 Day	22.04	21.83

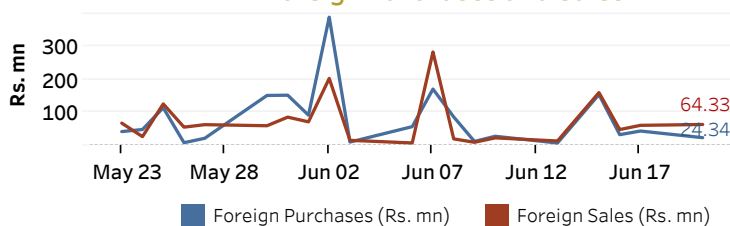
	17-Jun-22	20-Jun-22
Overnight Liquidity (Rs. bn)	-499.50	-496.57

Source: Central Bank of Sri Lanka

### Share Market

	20-Jun-22
ASPI	7,424.56
S&P SL20	2,364.92
Daily Turnover	Rs. 822.68 mn

#### Foreign Purchases and Sales



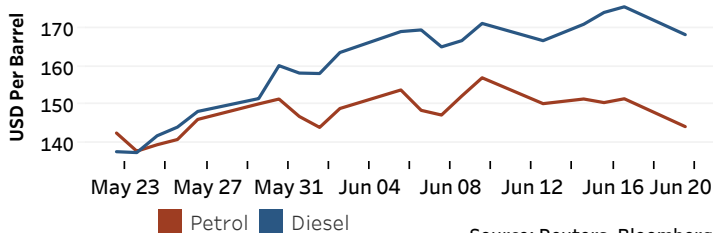
Source: Colombo Stock Exchange

Market Capitalisation	PE Ratio
Rs. 3,206.61 bn	4.8

### Energy

#### Petroleum Products

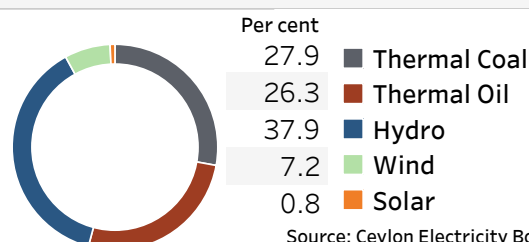
Crude Oil			Refined (Singapore Platts)		
21-Jun-22 *	16-Jun-22	20-Jun-22	21-Jun-22 *	16-Jun-22	20-Jun-22
Brent	WTI	OPEC	Petrol	Diesel	Kerosene
115.37	111.55	119.24	144.19	168.52	166.21



Source: Reuters, Bloomberg

#### Electricity Generation

	20-Jun-22
Total Energy (GWh)	41.08
Peak Demand (MW)	2,046.70



Source: Ceylon Electricity Board