



Real GDP: 2021 3.7%

NCPI Y-o-Y Change: April 33.8%

CCPI Y-o-Y Change: May 39.1%

Exchange Rates

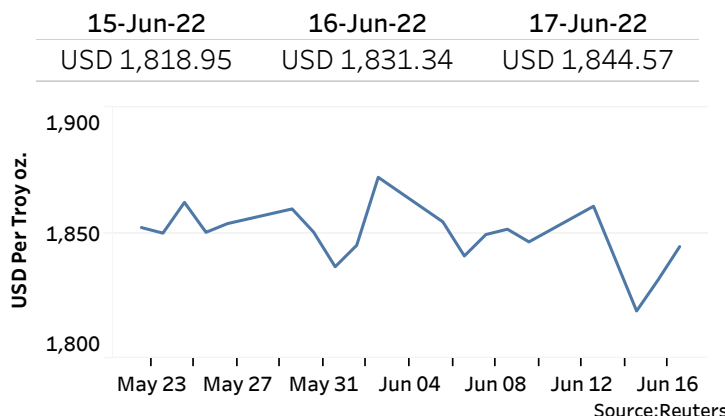
17-Jun-22	TT Buying	TT Selling
Rs. Per Unit		
USD	355.5141	366.3277
GBP	435.1390	452.2253
EUR	372.4061	387.0705
JPY	2.6417	2.7490

Middle Rate of the USD/LKR Spot Exchange Rate



Source: Central Bank of Sri Lanka

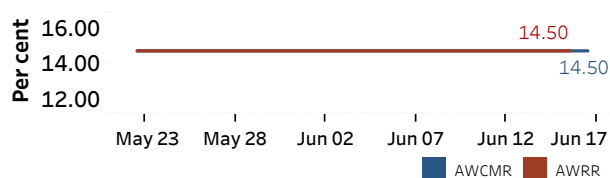
Gold Price



Money Market

Policy Rates: SDF Rate: 13.50% SLF Rate: 14.50% Bank Rate: 17.50% SRR: 4.00%

Overnight Money Market Rates



Yield Rates of T-Bills

	Primary Market	Secondary Market
	10-Jun-22	16-Jun-22
91 Day	21.91	17.54
182 Day	22.89	22.78
364 Day	23.13	22.86

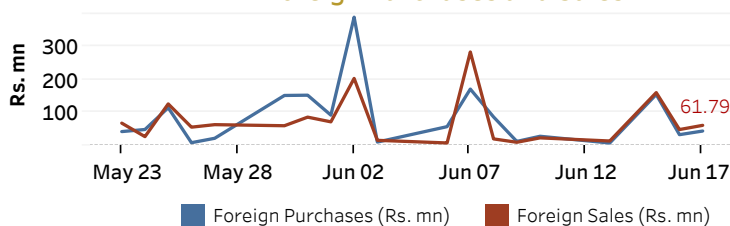
Source: Central Bank of Sri Lanka

	16-Jun-22	17-Jun-22
Overnight Liquidity (Rs. bn)	-541.97	-499.50

Share Market

	17-Jun-22
ASPI	7,472.39
S&P SL20	2,368.65
Daily Turnover	Rs. 1,237.64 mn

Foreign Purchases and Sales

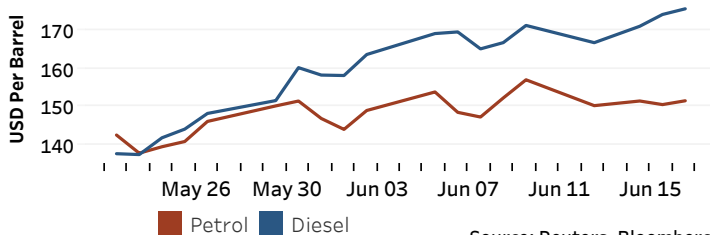


Source: Colombo Stock Exchange

Market Capitalisation	PE Ratio
Rs. 3,221.30 bn	4.8

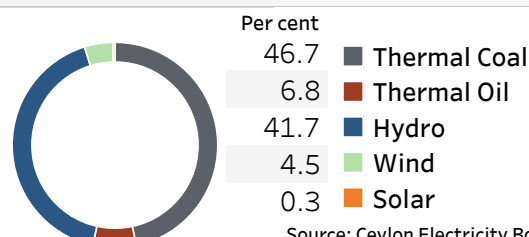
Energy

Crude Oil			Refined (Singapore Platts)		
20-Jun-22 *	16-Jun-22	17-Jun-22	Petrol	Diesel	Kerosene
Brent	WTI	OPEC	151.56	175.89	173.69
112.33	108.90	119.24			



Electricity Generation

	17-Jun-22
Total Energy (GWh)	41.80
Peak Demand (MW)	1,950.90



Source: Ceylon Electricity Board