



Real GDP: 2021 3.7%

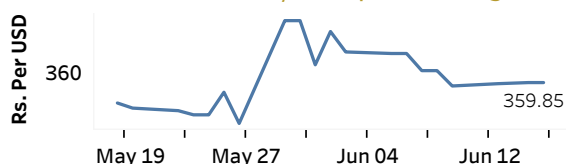
NCPI Y-o-Y Change: April 33.8%

CCPI Y-o-Y Change: May 39.1%

Exchange Rates

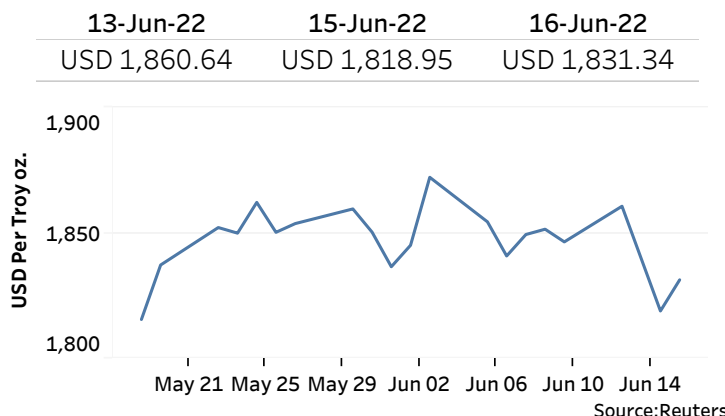
16-Jun-22	TT Buying	TT Selling
Rs. Per Unit		
USD	355.6785	366.4915
GBP	430.2077	447.4112
EUR	369.4321	384.4144
JPY	2.6288	2.7392

Middle Rate of the USD/LKR Spot Exchange Rate



Source: Central Bank of Sri Lanka

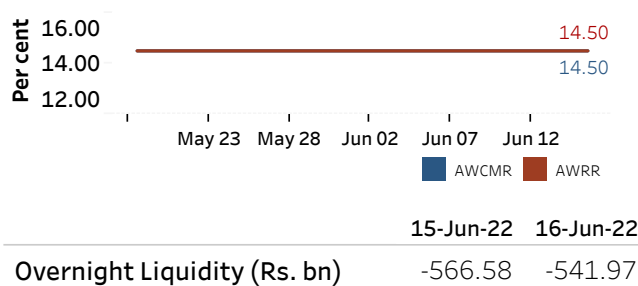
Gold Price



Money Market

Policy Rates: SDF Rate: 13.50% SLF Rate: 14.50% Bank Rate: 17.50% SRR: 4.00%

Overnight Money Market Rates



Yield Rates of T-Bills

	Primary Market	Secondary Market
	10-Jun-22	15-Jun-22
91 Day	21.91	17.54
182 Day	22.89	22.78
364 Day	23.13	22.86

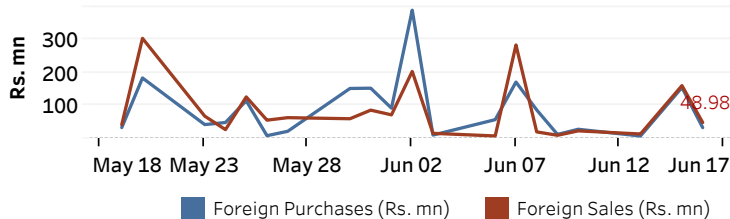
Source: Central Bank of Sri Lanka

Share Market

	16-Jun-22
ASPI	7,705.27
S&P SL20	2,463.09
Daily Turnover	Rs. 786.34 mn

Market Capitalisation	PE Ratio
Rs. 3,342.20 bn	5.0

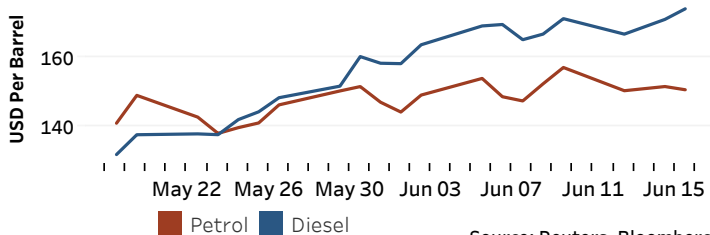
Foreign Purchases and Sales



Source: Colombo Stock Exchange

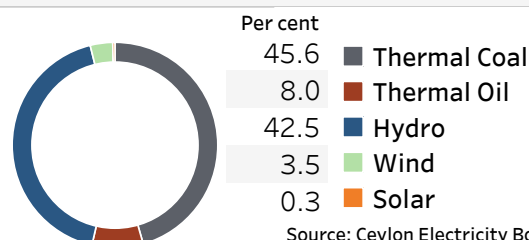
Energy

Crude Oil			Refined (Singapore Platts)		
17-Jun-22 *	15-Jun-22	16-Jun-22	Petrol	Diesel	Kerosene
Brent	WTI	OPEC	150.55	174.39	171.42
118.96	116.66	123.73			



Electricity Generation

	16-Jun-22
Total Energy (GWh)	42.64
Peak Demand (MW)	2,036.10



Source: Ceylon Electricity Board